

PRINTRONIX®

*IPDS™ Emulation for SL5000r/T5000r series Printers
Programmer's Reference Manual*

*IPDS™ Emulation for SL5000r/T5000r series Printers
Programmer's Reference Manual*

PRINTRONIX®



Trademark Acknowledgements

Advanced Function Printing is a trademark of International Business Machines Corporation.

AIX, AS400, and OS/2 are registered trademarks of International Business Machines Corporation.

ANSI is a registered trademark of American National Standards Institute, Inc.

Bar Code Object Content Architecture and BCOCA are trademarks of International Business Machines Corporation.

IBM is a registered trademark of International Business Machines Corporation.

Intelligent Printer Data Stream and IPDS are trademarks of International Business Machines Corporation.

LinePrinter Plus is a registered trademark of Printronix, Inc.

Printronix is a registered trademark of Printronix, Inc.

PSA is a registered trademark of Printronix, Inc.

Printronix, Inc. makes no representations or warranties of any kind regarding this material, including, but not limited to, implied warranties of merchantability and fitness for a particular purpose. Printronix, Inc. shall not be held responsible for errors contained herein or any omissions from this material or for any damages, whether direct, indirect, incidental or consequential, in connection with the furnishing, distribution, performance or use of this material. The information in this manual is subject to change without notice.

This document contains proprietary information protected by copyright. No part of this document may be reproduced, copied, translated or incorporated in any other material in any form or by any means, whether manual, graphic, electronic, mechanical or otherwise, without the prior written consent of Printronix, Inc.

COPYRIGHT © 1996, 2008, PRINTRONIX, INC.

All rights reserved.



Table of Contents

1	Introduction	7
	About This Guide	7
	Sources of Useful IBM Information.....	7
	Compatible System Attachments.....	8
	Defining IPDS	8
	The Protocol.....	8
	The Printer Environment	8
	Emulations and Data Streams.....	8
2	Configuring with IPDS Commands	9
	Overview.....	9
	The IPDS Emulation	9
	The Command Sets	9
	The Data Towers.....	10
	The States	10
	Processing a Page	11
	The Command Syntax	12
	The Text Commands.....	13
	Load Equivalence (LE)	13
	Write Text (WT)	13
	Scalable Fonts	15
	XOA – Request Resource List (RRL) Reply	15
	Font Selection.....	15
	Images	16
	The IM Image Command Set.....	16
	Write Image Control (WIC)	16
	Write Image (WI).....	17
	Graphics.....	17
	The Graphics Command Set.....	18
	Write Graphics Control (WGC)	18
	Write Graphics (WG)	18
	Bar Codes	18
	The Bar Code Command Set.....	19
	Write Bar Code Control (WBCC)	19
	Write Bar Code (WBC)	19

The Page Segment Command Set	20
Begin Page Segment (BPS)	20
Delete Page Segment (DPS).....	20
Include Page Segment (IPS)	20
The Overlay Command Set.....	21
Begin Overlay (BO).....	21
Delete Overlay (DO)	21
Include Overlay (IO).....	21
The Device Control Commands	21
Apply Finishing Operations (AFO)	21
Begin Page (BP)	22
End	22
End Page (EP).....	22
Load Copy Control (LCC)	22
Load Font Equivalence (LFE)	22
Load Page Descriptor (LPD).....	22
Load Page Position (LPP)	22
No Operation (NOP)	23
Sense Type and Model (STM).....	23
Sense Type and Model Acknowledge Reply	23
Set Home State (SHS).....	28
Execute Order Anystate (XOA).....	28
Execute Order Home State (XOH)	29
XOH Obtain Printer Characteristics	29
Exception Processing and IDs	34
A Fonts and Code Pages	43
B IPDS Exception Reporting	47
Command Reject — X'80'	48
Intervention Required — X'40'	48
Equipment Check — X'10'	49
Data Check — X'08'	49
Specification Check-Bar Code — X'04'	50
Specification Check-Graphics — X'03'	55
Specification Check-General — X'02'	61
Conditions Requiring Host Notification — X'01'	79

C Contact Information..... 81

 Printronix Customer Support Center..... 81

 Printronix Supplies Department..... 81

 Corporate Offices..... 82

D Glossary..... 83

1

Introduction

About This Guide

This manual contains the IPDS* configuration menu, lists the command sets and provides error messages.

This manual assumes you are familiar with IPDS and programming in IPDS. This book is not a tutorial, it does not explain how to program nor does it describe which applications support which commands. For detailed information, refer to the list below.

Sources of Useful IBM Information

- *IBM* Intelligent Printer Data Stream* Reference*
- *IBM System/36 Concepts and Programmer's Guide*
- *IBM System/38 Guide to Program Product Installation and Device Configuration*
- *Forms Design Reference Guide for Printers*
- *IBM 9370 Information System: Customizing the Work Station Subsystem*
- *IBM 9370 Information System: Work Station Subsystem and Reference*
- *IBM AS/400* Programming: Data Management Guide*
- *4234 Printer Models 007, 008, 011, and 012 Product and Programming Description*
- *Guide to Programming for Printing, Version 2*

Compatible System Attachments

With a twinax interface, you can attach your IPDS-compatible printer to the following systems:

- System/36 (SSP 5.1 plus IPDS PRPQ P84094)
- System/38 (with Rel. 8 System/38 Control Program Facility)
- AS/400 processor
- 5294/5394/5494 control units

(The coax IPDS emulation is currently not used.)

IPDS characteristics available on each of the above attachments are not completely uniform, but the emulation printers are as fully functional on these attachment as provided by the host vendor.

Defining IPDS

IPDS is both a protocol and a printer mode. The two terms do *not* mean the same thing.

The Protocol

A protocol is a set of rules governing the exchange of information between the printer and the host computer. The rules are codes that manipulate and print data and allow for machine-to-machine communication. A printer and the host computer must use the same protocol.

IPDS is the protocol for your printer. Refer to your IBM documentation for details about commands, etc.

The printer uses EBCDIC character codes to print text, numbers, and punctuation. Some EBCDIC characters, singly and in groups, are used as control codes. Control codes instruct the printer to perform specific functions.

The Printer Environment

The printer operates under “IPDS” (text and graphics) mode. In the IPDS mode, the data stream has special sequences to denote IPDS commands.

Emulations and Data Streams

Your IPDS printer emulates only IBM 3816 or 4028 and scalable AGFA fonts.

Twinax printers always use IPDS data streams for sending commands. Even a simple job, such as a screen print, is IPDS data in a twinax attachment. Because the printer definition on a twinax host is either set automatically (by auto configuration) or manually, the printer type is already known.

NOTE: Sending a non-IPDS data stream to an IPDS printer and vice versa will result in a hung spool file or writer.

2

Configuring with IPDS Commands

Overview

This chapter summarizes IPDS, lists control codes, and lists error messages. For detailed information, refer to “Sources of Useful IBM Information” on page 7.

The IPDS Emulation

IPDS consists of the following command sets, which are defined in more detail beginning on page 13.

The Command Sets

Text	This set contains the commands used to present text information on a page, on a page segment, or on an overlay.
IM Image	The commands for this functional area output raster image data on a page, a page segment, or on an overlay.
IO Image	Not available for impact IPDS printers.
Graphics	To present vector graphics on a page, a page segment or on an overlay, use the commands in this set.
Bar Code	This set contains the commands and data controls needed to produce bar codes.
Page Segment	The commands used to store and present page segments that contain text, graphics, image, and bar code information.
Overlay	The commands used to store and present overlays that contain text, graphics, image, and bar code information.
Device Control	This set contains commands that let you set up a page and manage printer-host communication.

The Data Towers

Most of the IPDS commands contain data fields. The type of data is categorized into the following data towers:

Text	The Presentation Text Object Content Architecture (PTOCA) commands are a part of the text data tower. This information is necessary to print text in a page, a page segment, or an overlay.
IM Image	The image data enables the printer to print images in a page, a page segment, or an overlay.
IO Image	This is not supported.
Graphics	The Graphic Object Content Architecture (GOCA) commands are a part of the graphics data tower. This information is necessary to print images in a page, a page segment, or an overlay.
Bar Code	The Bar Code Object Content Architecture* (BCOCA*) commands are a part of the bar code data tower. This information is necessary to print bar codes in a page, a page segment, or an overlay.

Some of the data towers contain only one level of commands; some contain two.

PTOCA, GOCA, and BCOCA are described in more detail in the IBM documentation.

The States

IPDS-capable printers are known as “state machines.” As the printer recognizes a specific command, it operates in the state identified with that command. Figure 1 shows the transition of the different states.

Home State	The initial operating state. The printer returns to this state after a page, an overlay, or a page segment has been sent.
Block States	The printer establishes the processing conditions for a data block to be accepted. There are three block states: IM image, graphics, and bar code.
Page State	While printing a logical page, the printer is in the Page State.
Overlay State	This state permits overlay data blocks to be stored. An overlay is a block of data that is frequently accessed. It can be a block of text, images, graphics, or bar codes. An overlay can be a predefined page or part of a page and is often used for forms.

Page Segment

State Page segment data is stored when the printer is in this state. A page segment is a frequently accessed resource; it can be a block of text, images, graphics, or bar codes. Page segments can be a part of an overlay.

Any state Some commands can be received in any state.

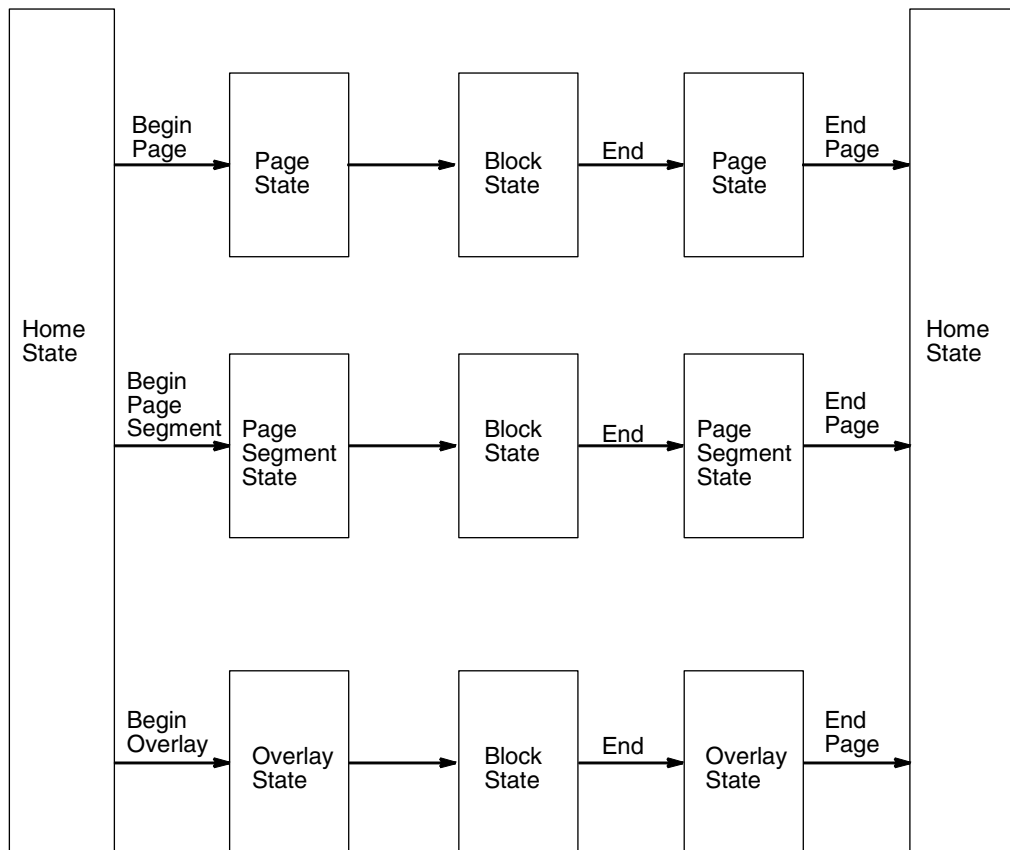


Figure 1. State Transition

Processing a Page

Your printer can print page by page or it can behave as a line printer. This section describes how the printer prints page by page. (The *User's Manual* explains the two printing methods in more detail.)

Your IPDS-capable printer builds a page by gathering all the page descriptor commands and data blocks that are specified in the data stream.

Page descriptor commands instruct the printer to create and position a logical page, which rests within the perimeter of the physical page.

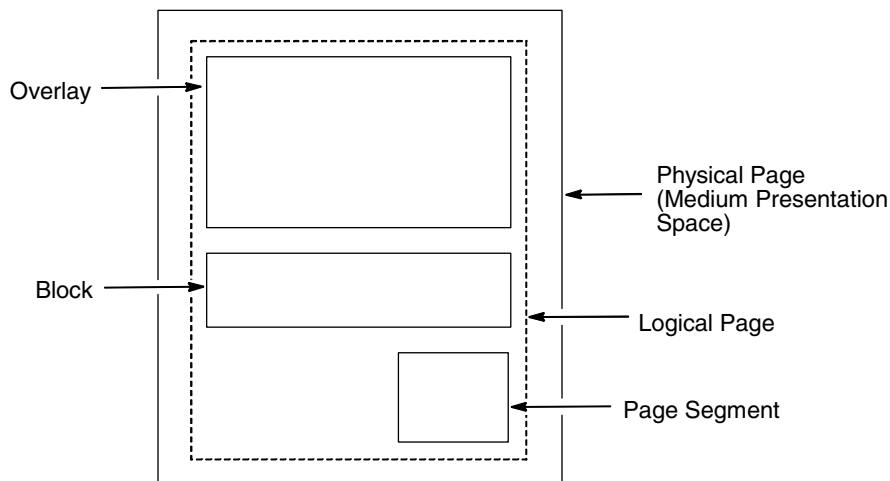


Figure 2. Processing a Page

Blocks contain images, graphics, bar codes, coded fonts, and text. Each block is recognized by specific, functional commands. To print a bar code, for example, Bar Code commands must be in the data stream.

As each type of data block is stored in memory, the printer moves from state to state. For example, when the printer is reading the Bar Code commands, it is in the bar code state.

Once all the data has been stored, the page can be closed with an End Page command and the printer, which is now in the Home State, is ready to print the page.

The Command Syntax

The commands on the following pages use this syntax:

	Byte Count	D6XX	Flag	CID	Data
Byte Count					A two-byte field. Specifies the length of the command.
D6XX					A two-byte field. "D6" denotes an IPDS command; "XX" is the hex code for the IPDS command.
Flag					A one-byte field containing the IPDS command stream flags. You can request an Acknowledgement Required response from the printer in this field.
CID					Correlation ID. A two-byte field that identifies the command. If an exception (error) occurs, the printer will respond with a Negative Acknowledge Reply and the CID associated with the command.
Data					0-32760 bytes if CID is present; 0-32762 bytes if CID is not present. This field contains parameters, orders, and data necessary for implementing the command.

The Text Commands

The following commands are used to present text blocks in a page, a page segment, or an overlay.

Load Equivalence (LE)

Byte Count	D61D	Flag	CID	Data
---------------	------	------	-----	------

This command allows the printer to use a single suppression ID for more than one suppression pair.

Write Text (WT)

Byte Count	D62D	Flag	CID	Presentation Text Object; Content Architecture control codes and character data
---------------	------	------	-----	---

Use this command to send character data and controls to the printer. The data and controls can begin in one Write Text command chain and end in another Write Text command chain.

Controls are listed on the following pages. The first control is preceded by the escape sequence 2B D3. Subsequent controls will follow as long as the preceding code is a chained code.

Table 1. Control Codes

Control Sequence	Unchained Hex Code	Chained Hex Code
Absolute Move Baseline (AMB)	D2	D3
Absolute Move Inline (AMI)	C6	C7
Begin Line (BLN)	D8	D9
Begin Suppression (BSU)	F2	F3
Draw B-Axis Rule (DBR)	E6	E7
Draw I-Axis Rule (DIR)	E4	E5
End Suppression (ESU)	F4	F5
No Operation (NOP)	F8	F9
Overstrike (OVS)	72	73
Relative Move Baseline (RMB)	D4	D5
Relative Move Inline (RMI)	C8	C9
Repeat String (RPS)	EE	EF
Set Baseline Increment (SBI)	D0	D1
Set Coded Font Local (SCFL)	F0	F1
Set Inline Margin (SIM)	C0	C1
Set Intercharacter Adjustment (SIA)	C2	C3
Set Text Color (STC)	74	75
Set Text Orientation (STO)	F6	F7
Set Variable Space Character Increment (SVI)	C4	C5
Temporary Baseline Move (TBM)	78	79
Transport Data (TRN)	DA	DB
Underscore (USC)	76	77
Absolute Move Inline (AMI)	C6	C7
Begin Line (BLN)	D8	D9
Begin Suppression (BSU)	F2	F3
Draw B-Axis Rule (DBR)	E6	E7
Draw I-Axis Rule (DIR)	E4	E5
End Suppression (ESU)	F4	F5

Scalable Fonts

In addition to the IBM 4028 and 3816 bitmap fonts, the IPDS functionality also uses Scalable AGFA fonts.

The following table lists available fonts and their mappings from IBM Font Global Identifiers to AGFA numbers.

Table 2. Scalable Fonts

IPDS FGID	AGFA #	Description	Availability
404	93779	Letter Gothic Bold	Standard
416	93950	Courier	Optional
420	93952	Courier Bold	Standard
424	93951	Courier Italic	Optional
428	93953	Courier Italic Bold	Optional

The fonts listed in Table 2 as **standard** is available by default in every non-impact build. The **optional** fonts are available as part of the Printronix Additional Font Diskettes.

NOTE: Download the optional fonts to the printer's flash memory separately to make them available for IPDS.

Additional fonts other than the fonts listed in Table 2 may be available in the future.

XOA – Request Resource List (RRL) Reply

All of the IPDS scalable fonts in the printer will be added to the XOA-RRL replies to report their availability to the host PSF. The IPDS scalable fonts will be reported in the RRL Resource Type *X'07': Font character sets*, and will specify a Font Width (FW) of *X'0000'* to indicate that it is a scalable font.

Font Selection

The scalable fonts can be selected from the host similar to the resident bitmap fonts in the Global Resource ID (GRID) portion of the Load Font Equivalence command. The width of the font is specified in 1440ths of an inch in the Font Width bytes of the GRID. A Font Width of *X'FFFF'* indicates that the width of the printer default font is used. The scalable fonts can be used within text, graphics, or bar code HRI data.

Images

The physical page is the actual medium used, such as a continuous form or an 8 1/2 x 11 inch sheet of paper.

The logical page is mapped onto the physical page; you can set its size and position inside the physical page. The logical page contains the image blocks, text blocks, segment and overlay blocks. A block is an area where the image is mapped to.

The image presentation space contains the image that will be mapped to the block. The image presentation space contains the entire image.

An image block can be the same size, larger or smaller than the image presentation space.

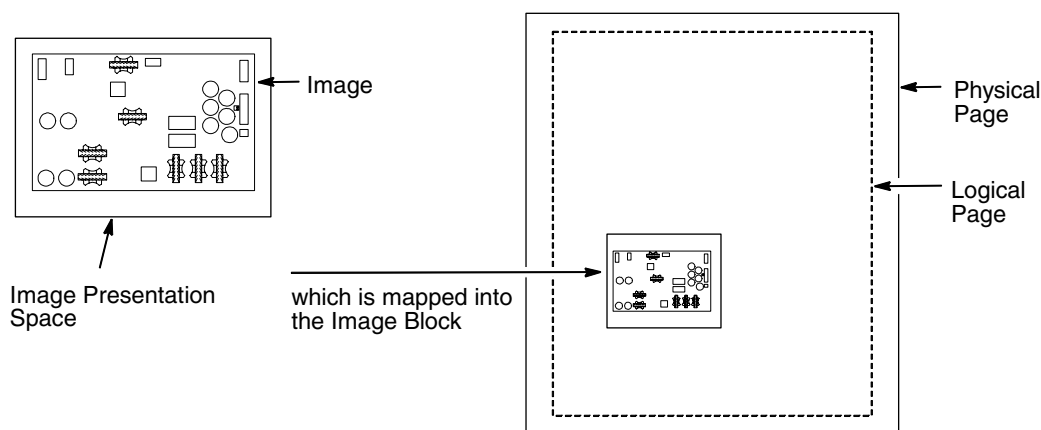


Figure 3. Generating Images

The IM Image Command Set

The following commands are used to present image data (raster format) in a page, a page segment, or an overlay.

Write Image Control (WIC)

Byte Count	D63D	Flag	CID	Data
------------	------	------	-----	------

This command defines the following: the image presentation space size and resolution, the image block size, position and orientation on the logical page, and the mapping of the image presentation space into the image block. You can specify that the image presentation space fits into the image block or you can crop a portion of the presentation space and map that to the image block.

Write Image (WI)

Byte Count	D64D	Flag	CID	Data
---------------	------	------	-----	------

This command is used to denote image data to be printed.

Graphics

Graphics contain line drawings, such as arcs and lines.

The area containing the entire drawing is called the graphics presentation space. Usually, only a part of the drawing will be printed. This part is referred to as the graphics presentation space window.

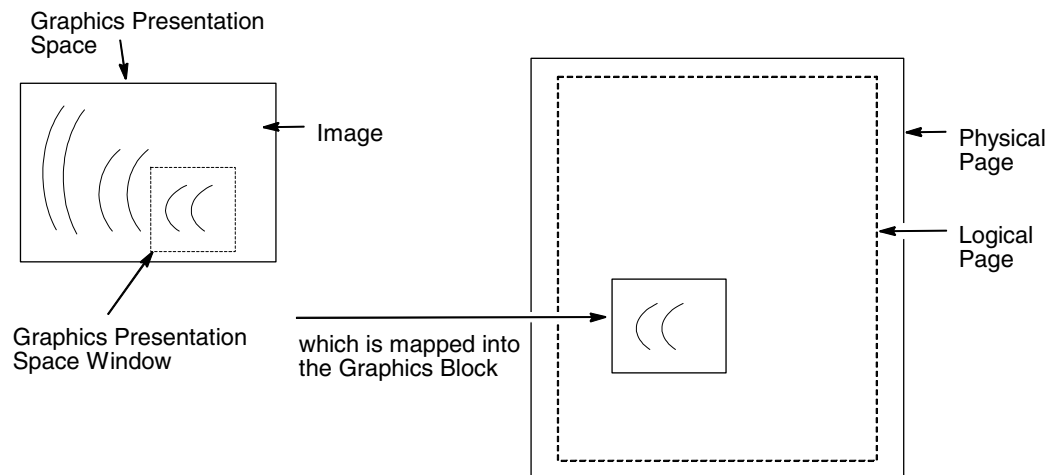


Figure 4. Generating Graphics

To place the graphics presentation space window onto a logical page, it must be mapped to a graphics block on the logical page. This block can be the same size, larger, or smaller than the graphics presentation space.

When you map the window to the graphics block, you have three methods to choose from:

- Scale to fit mapping - The window will be the same size as the graphics block.
- Center and trim mapping - The window is centered inside the graphics block.
- Position and trim mapping - The window's top left corner is mapped to the graphics block and is affected by the graphics block's offset parameters.

The Graphics Command Set

The following commands are used to present graphics in a page, a page segment, or an overlay.

Write Graphics Control (WGC)

Byte Count	D684	Flag	CID	Graphics Area Position; Graphics Output Control; Graphics Data Descriptor
------------	------	------	-----	---

WGC specifies the graphics block position, size and orientation; it specifies the graphics presentation space window size and location inside the graphics presentation space; and it defines how the window will map into the graphics block.

Write Graphics (WG)

Byte Count	D685	Flag	CID	Begin Segment Introducer and drawing orders
------------	------	------	-----	---

The WG command follows the Write Graphics Control command and contains information about the graphics presentation space. This data is referred to as drawing orders.

Bar Codes

Bar codes contain information that can be read by optical scanners and are widely used.

A bar code resides in a bar code presentation space, which is mapped to a bar code block that exists on the logical page. This block can be the same size, larger, or smaller than the bar code presentation space.

The entire bar code presentation space must be mapped to the bar code block; you cannot trim and cut any of the bar code presentation space.

The Bar Code Command Set

The following commands are used to present bar codes in a page, a page segment, or an overlay.

Write Bar Code Control (WBCC)

Byte Count	D680	Flag	CID	Bar Code Area Position; Bar Code Output Control; Bar Code Data Descriptor
------------	------	------	-----	---

Use this command to set the bar code block position, size, and orientation; to set the bar code presentation size; the bar code to be used; and to set how the bar code presentation space will map into the bar code block.

Write Bar Code (WBC)

Byte Count	D681	Flag	CID	Data
------------	------	------	-----	------

This command sends Bar Code Object Content Architecture data to the printer and applies to only one bar code symbol. To print another bar code symbol, you must send another WBC command.

The following table displays the code and bar code type.

Code	Bar Code Type
X' 01'	Code 39 (3-of-9 Code), AIM USS-39
X' 02'	MSI (modified Plessey code)
X' 03'	UPC/CGPC--Version A
X' 05'	UPC/CGPC--Version B
X' 06'	UPC--Two-digit Supplemental (Periodicals)
X' 07'	UPC--Five-digit Supplemental (Paperbacks)
X' 08'	EAN-8 (includes JAN-short)
X' 09'	EAN-13 (includes Jan-standard)
X' 0A'	Industrial 2-of-5
X' 0B'	Matrix 2-of-5
X' 0C'	Interleaved 2-of-5, AIM USS-I 2/5
X' 0D'	Codabar, 2-of-7, AIM USS-Codabar
X' 11'	Code 128, AIM USS-128

Code	Bar Code Type
X' 16'	EAN Two-digit Supplemental
X' 17'	EAN Five-digit Supplemental
X' 1A'	RM4SCC (including KIX variation)
X' 1B'	Japan Postal Bar Code
X' 1C'	Data Matrix (2D bar code)
X' 1D'	MaxiCode (2D bar code)
X' 1E'	PDF417 (2D bar code)
X' 1F'	Australia Post Bar Code
X' 22'	USPS Intelligent Mail Barcode

The Page Segment Command Set

The following commands are used to access printer data by name and merge on the logical page.

Begin Page Segment (BPS)

Byte Count	D65F	Flag	CID	Data
---------------	------	------	-----	------

This command identifies the data following as data for a page segment.

Delete Page Segment (DPS)

Byte Count	D66F	Flag	CID	Data
---------------	------	------	-----	------

DPS instructs the printer to delete one or all of the stored page segments.

Include Page Segment (IPS)

Byte Count	D67F	Flag	CID	Data
---------------	------	------	-----	------

When you issue an IPS command, a stored page segment can be processed as if the printer had just received it.

The Overlay Command Set

Overlays contain data that is frequently accessed and can be stored by name for future use. You can create an overlay so that it fills the entire page or fills part of a page. The following overlay commands are used to access printer data by name and merge on the logical page.

Begin Overlay (BO)

Byte Count	D6DF	Flag	CID	Data
---------------	------	------	-----	------

This command tells the printer to store the following parameters (including Logical Page Descriptor, Load Font Equivalence, and Load Equivalence) for an overlay and not to print immediately.

Delete Overlay (DO)

Byte Count	D6EF	Flag	CID	Data
---------------	------	------	-----	------

The Delete Overlay command instructs the host to delete one or all of the stored overlays. The host can reuse the deleted overlay identification numbers for new overlays.

Include Overlay (IO)

Byte Count	D67D	Flag	CID	Data
---------------	------	------	-----	------

Issue an Include Overlay command to place an overlay on a logical page.

The Device Control Commands

The following commands are used to set up the page format, to communicate control commands, and to oversee the acknowledge reply.

Apply Finishing Operations (AFO)

Byte Count	D602	Flag	CID	Data
---------------	------	------	-----	------

The Apply Finishing Operations (AFO) command is valid only in home state. It directs the printer to apply zero or more finishing operations to the current sheet and each copy of that sheet. The current sheet is the sheet in which the first copy of the next received page is printed. The operations are not applied to sheets after copies of the current sheet.

An AFO command completely replaces any previously sent AFO command for the current sheet.

Specific finishing operations are specified in Finishing Operation (X'85') triplets. If no triplets are specified, this command completely replaces any previously sent AFO command for the current sheet and is then treated as if it were a No Operation (NOP) command; this provides a reset function.

Begin Page (BP)

Byte Count	D6AF	Flag	CID	Data
---------------	------	------	-----	------

This command indicates the beginning of a page and causes the printer to enter the page state.

End

Byte Count	D65D	Flag	CID	Binary Data
---------------	------	------	-----	-------------

This command notes the end of a block containing: an image, graphics, or bar codes.

End Page (EP)

Byte Count	D6BF	Flag	CID	Binary Data
---------------	------	------	-----	-------------

This command notes the end of a page, a page segment, or an overlay and returns the printer to the home state.

Load Copy Control (LCC)

Byte Count	D69F	Flag	CID	Data
---------------	------	------	-----	------

This command is effective only in the home state and controls the number of times you want to print the current logical page.

Load Font Equivalence (LFE)

Byte Count	D63F	Flag	CID	Data
---------------	------	------	-----	------

This command is used to re-identify local font data IDs to host specified font resource IDs.

Load Page Descriptor (LPD)

Byte Count	D6CF	Flag	CID	Data
---------------	------	------	-----	------

The LPD command sets the logical page's characteristics, such as the units for positioning text, the margins, and line spacing, etc.

Load Page Position (LPP)

Byte Count	D66D	Flag	CID	Data
---------------	------	------	-----	------

The LPP command sets the position of the logical page on the physical page, which allows for any required offsetting.

No Operation (NOP)

Byte D603 Flag CID Data
Count

This command tells the printer to perform no operation.

Sense Type and Model (STM)

Byte D6E4 Flag CID
Count

This command asks the printer to identify its capabilities. The printer responds with one or more Acknowledge Replies, which contain general information and command set vectors that identify supported IPDS function sets and subsets.

Sense Type and Model Acknowledge Reply

The following table shows the STM reply format contained in the special data area of the Acknowledge Reply. Note that differences between 4028 and 3816 emulation are indicated with ⁽⁴⁰²⁸⁾ and ⁽³⁸¹⁶⁾.

Table 3. Sense Type and Model Acknowledge Reply

Offset	Value	Description
0	X'FF'	System/370 convention
1-2	X'4028' X'3812'	Product Code 4028 Emulation 3816 Emulation
3	X'01'	Model
4-5	X'0000'	Reserved
Command-set vectors in the following format. Refer to individual command-set vectors in the following table.		
6-7	Length	Length of the command-set vector, including this field.
8-9	Subset ID or Command-Set ID	For data command sets, the subset ID of a command set. For other command sets, the command set ID.
10-11	Level or Subset ID	For data command sets, the level ID of a data tower. For other command sets, the subset ID of a command set.
12-end	Property Pairs	Zero or more command-set property ID and data pairs.

Table 4. Command-Set Vectors

Name	Value	Description
Device-Control Command Set		
Length	X'002A' ⁽⁴⁰²⁸⁾ X'002C' ⁽³⁸¹⁶⁾	Vector Length
Command Set ID	X'C4C3'	Device control Command-Set ID
Subset ID	X'FF10'	DC1 subset ID
LCC Property Pair	X'6001'	MULTIPLE COPY and COPY-SUBGROUP support in LCC
Optional Command Property Pair	X'7002'	APPLY FINISHING OPERATIONS (AFO) Command Support
	X'702E'	ACTIVATE RESOURCE Command support
XOA Property Pairs	X'8008'	MARK FORM
	X'800A' ⁽³⁸¹⁶⁾	ALTERNATE OFFSET STACKER
	X'80F2'	DISCARD BUFFERED DATA
	X'80F4'	REQUEST RESOURCE LIST
	X'80F6'	EXCEPTION HANDLING CONTROL

Table 4. Command-Set Vectors

Name	Value	Description
XOH Property Pairs	X'9001'	PRINT BUFFERED DATA
	X'9003' (4028)	SPECIFY GROUP OPERATION
	X'9004' (4028)	DEFINE GROUP BOUNDARY
	X'9005'	ERASE RESIDUAL PRINT DATA
	X'9007'	ERASE RESIDUAL FONT DATA
	X'900E'	SELECT MEDIUM MODIFICATIONS
	X'9013'	EJECT to FONT FACING
	X'9015'	SELECT INPUT MEDIA SOURCE
	X'9016'	SET MEDIA ORIGIN NOTE: Some IPDS hosts will not send an IPDS XOH-SMS to a printer that reports as a Continuous Forms printer and supports XOH-SMO. Reporting of XOH-SET MEDIA ORIGIN Support can be disabled through the IPDS XOH-SMO Support menu setting.
	X'9017'	SET MEDIA SIZE
	X'90F3'	OBTAIN PRINTER CHARACTERISTICS
X'90F5'	PAGE COUNTERS CONTROL	
Misc. Property Pairs	X'F001' (3816)	END PERSISTENT NACK Without Leaving IPDS
	X'F601' (3816)	Position check highlighting support in XOA EHC
Presentation Text Command Set		
Length	X'000A' (4028) X'000C' (3816)	Vector Length
Subset ID	X'D7E3'	PRESENTATION TEXT Command Set
Level ID	X'FF20'	PTOCA PT2 data
Property Pairs	X'1001'	UNORDERED TEXT
	X'4002' (3816)	COLOR of MEDIUM SUPPORTED LIMITED SIMULATED COLOR SUPPORTED
	X'50FF'	Multiple TEXT ORIENTATIONS supported
IM Image Command Set		
Length	X'000A' (4028) X'000C' (3816)	Vector Length

Table 4. Command-Set Vectors

Name	Value	Description
Subset ID	X'C9D4'	IM Image Command Set
Level ID	X'FF10'	IMDI data
Property Pairs	X'1001'	UNORDERED IMAGE BLOCKS
	X'4022' ⁽³⁸¹⁶⁾	COLOR of MEDIUM SUPPORTED LIMITED SIMULATED COLOR SUPPORTED
	X'A004'	ALL 4 ORIENTATIONS Supported
IO Image Command Set		
Length	X'0014' ⁽⁴⁰²⁸⁾ X'0012' ⁽³⁸¹⁶⁾	Vector Length
Subset ID	X'C9D6'	IO Image Command Set
Level ID	X'FF10'	IOCA FS10 data
Property Pairs	X'1001'	Unordered Image Blocks
	X'4020' ⁽³⁸¹⁶⁾	LIMITED SIMULATED COLOR SUPPORTED
	X'5001'	MMR Compressed algorithm supported
	X'5003'	Uncompressed Image supported
	X'5006' ⁽³⁸¹⁶⁾	RL4 Compressed supported
	X'5081' ⁽⁴⁰²⁸⁾	G3 Facsimile Coding Scheme (CCITT G3MR)
	X'5082' ⁽⁴⁰²⁸⁾	G4 Facsimile Coding Scheme (CCITT G4MMR)
	X'5101' ⁽⁴⁰²⁸⁾	Bit ordering supported
	X'A004'	All four orientations supported
Graphics Command Set		
Length	X'000C'	Vector Length
Subset ID	X'E5C7'	GRAPHICS Command Set
Level ID	X'FF20'	GOCA DR/2V0 data
Property Pairs	X'1001'	UNORDERED GRAPHICS BLOCKS
	X'4042'	COLOR of MEDIUM SUPPORTED LIMITED SIMULATED COLOR SUPPORTED
	X'A004'	All four orientations supported
Bar Code Command Set		
Length	X'000C'	Vector Length

Table 4. Command-Set Vectors

Name	Value	Description
Subset ID	X'C2C3'	BAR CODE Command Set
Level ID	X'FF10'	BCOCA BCD1 data
Property Pairs	X'1001'	UNORDERED BAR CODE BLOCKS
	X'4022'	COLOR of MEDIUM SUPPORTED LIMITED SIMULATED COLOR SUPPORTED
	X'A004'	All four orientations supported
Overlay Command Set		
Length	X'0008'	Vector Length
Command Set ID	X'D6D3'	OVERLAY Command Set
Subset ID	X'FF10'	OL1 subset ID
Property Pair	X'1505'	OVERLAY NESTING = 5 Levels
Page Segment Command Set		
Length	X'0006'	Vector Length
Command Set ID	X'D7E2'	PAGE SEGMENT Command Set
Subset ID	X'FF10'	PS1 subset ID
Loaded Font Command Set		
Length	X'000C'	Vector Length
Command Set ID	X'C3C6'	LOADED FONT Command Set
Subset ID	X'FF10'	LF1 subset ID; fully described font plus font index
Property Pairs	X'A004'	4 CHARACTER ROTATIONS (LFI command)
	X'B001' (3816)	DOUBLE-BYTE CODED FONTS SUPPORTED
	X'C005'	BOUNDED BOX RASTER FONT TECHNOLOGY
	X'C101' (4028)	RELATIVE METRICS

Set Home State (SHS)

Byte Count **D697** **Flag** **CID** **Data**

SHS instructs the printer to return to the home state. If the printer is in the process of printing (in page state), the current page ends and prints the data up to the time of the SHS command. Depending when the SHS command was sent, either a complete or partially completed page prints.

If the printer is processing a page segment, an overlay, or a font, the printer deletes the block of data and returns to the home state.

If you send an SHS command while the printer is in the home state, the printer treats it as an NOP command.

Execute Order Anystate (XOA)

Byte Count **D633** **Flag** **CID** **Data (Code and Parameters)**

The XOA command is used to identify an order that is effective immediately, no matter what state the printer is in. You can specify only one order for each XOA command.

Valid orders are listed in Table 5.

Table 5. Execute Order Anystate Commands

Order	Function	Hex Code
Discard buffered data	Deletes all data in the buffer, including the current job.	F200
Exception Handling Control	Exception Handling Control, which enables the host to control how the printer reports and processes exceptions.	F600
Print Quality Control	Specifies the print quality: AB - FE = NLQ 56 - AA = DP 01 - 55 = Draft FF = Printer Default	F800
Request Resource List	The host inquires about the printer's current resources (page segments, overlays, fonts).	F400

Execute Order Home State (XOH)

Byte Count	D68F	Flag	CID	Data (Code and Parameters)
-----------------------	-------------	-------------	------------	---------------------------------------

The following orders are valid only when the printer receives them in the home state. The XOH command identifies these orders.

Table 6. Execute Order Home State Commands

Order	Function	Hex Code
Erase Residual Print Data	Prevents access to resident print data.	0500
Obtain Printer Characteristics	Used for Acknowledge Replies.	F300
Print Buffered Data	All data in the buffer prints.	0100
Set Media Size	Specifies the page size.	1700

XOH Obtain Printer Characteristics

This order causes a set of device self-defined fields describing printer characteristics to be placed in the Special Data Area of the Acknowledgement Reply and is identified with an acknowledgement type of X'46'.

See Table 7 for a detailed description of each Self-Defining field reported in the Acknowledge Reply.

Table 7. XOH Obtain Printer Characteristics Reply

Offset	Value	Description
PRINTABLE AREA		
0-1	X'0018'	LENGTH of this Self-Defining Field
2-3	X'0001'	PRINTABLE AREA Self-Defining Field ID
4	X'00'	INPUT MEDIA SOURCE
5	X'00'	Reserved
6	X'00'	UNIT BASE 10 inches
7	X'00'	Reserved
8-9	X'3840'	L-units per UNIT BASE
10-11	X'0090' - X'xxxx'	WIDTH of the Medium Presentation Space in L-units (determined by configuration setting)

Table 7. XOH Obtain Printer Characteristics Reply

Offset	Value	Description
12-13	X'7F80'	Maximum LENGTH of the Medium Presentation Space in L-units (22.67 Inches)
14-15	X'0000'	Xm OFFSET of the Printable Area in L-Units
16-17	X'0000'	Ym OFFSET of the Printable Area in L-units
18-19	X'0090' - X'xxxx'	Xm EXTENT of the Printable Area in L-units (Equal to form width)
20-21	X'7F80'	Ym EXTENT of the Printable Area in L-units (Equal to form length)
22-23	X'3003'	INPUT MEDIA SOURCE CHARACTERISTICS: Continuous forms
IMAGE and CODED FONT RESOLUTION		
0-1	X'000A'	LENGTH of this Self-Defining Field
2-3	X'0003'	IMAGE and CODED FONT RESOLUTION Self-Defining Field
4	X'00'	UNIT BASE 10 inches
5	X'00'	Only the LF1 raster-pattern resolutions specified in bytes 6-9 are supported
6-7	X'0BB8' X'0960'	X PELS per Unit Base 3000 pels/10 inches, available when the active IPDS emulation is 4028. 2400 pels/10 inches, available when the active IPDS emulation is 3816.
8-9	X'0BB8' X'0960'	Y PELS per Unit Base 3000 pels/10 inches, available when the active IPDS emulation is 4028. 2400 pels/10 inches, available when the active IPDS emulation is 3816.
STORAGE POOLS		
0-1	X'002D'	LENGTH of this Self-Defining Field
2-3	X'0004'	STORAGE POOLS Self-Defining Field
4	X'29'	LENGTH of each Storage Pool Self-Defining Field
5	X'01'	Triplet ID
6	X'00'	STORAGE POOL ID
7-10	X'000E836A'	Size of the Storage Pool in bytes

Table 7. XOH Obtain Printer Characteristics Reply

Offset	Value	Description
11-14	X'00000000'	Reserved
Objects Stored in this Storage Pool:		
15-16	X'0011'	PAGE GRAPHICS Data
17-18	X'0012'	PAGE IMAGE Data
19-20	X'0013'	PAGE TEXT Data
21-22	X'0014'	PAGE BAR CODE Data
23-24	X'0021'	OVERLAY GRAPHICS Data
25-26	X'0022'	OVERLAY IMAGE Data
27-28	X'0023'	OVERLAY TEXT Data
29-30	X'0024'	OVERLAY BAR CODE Data
31-32	X'0031'	PAGE SEGMENT GRAPHICS Data
33-34	X'0032'	PAGE SEGMENT IMAGE Data
35-36	X'0033'	PAGE SEGMENT TEXT Data
37-38	X'0034'	PAGE SEGMENT BAR CODE Data
39-40	X'0040'	Single-Byte CODED FONT Index Tables
41-42	X'0041'	Single-Byte CODED FONT Description
43-44	X'0042'	Single-Byte CODED FONT Patterns
INSTALLED FEATURES		
0-1	X'0008'	LENGTH of this Self-Defining Field
2-3	X'0006'	INSTALLED FEATURES Self-Defining Field
4-5	X'0B00'	Continuous-Forms Output
6-7	X'0C00'	Continuous-Forms Separation Capability
AVAILABLE FEATURES		
0-1	X'0008'	LENGTH of this Self-Defining Field
2-3	X'0007'	AVAILABLE FEATURES Self-Defining Field
4-5	X'0B00'	Continuous-Forms Output
6-7	X'0C00'	Continuous-Forms Separation Capability
XOA RRL RESOURCE TYPE AND ID FORMAT		
0-1	X'000C'	LENGTH of this Self-Defining Field

Table 7. XOH Obtain Printer Characteristics Reply

Offset	Value	Description
2-3	X'000B'	ACTIVATE RESOURCE RT & RIDF SUPPORT Self-Defining Field
4-5	X'0103'	Single-Byte LF1 Coded Fonts with IBM Global Resource IDs
6-7	X'0106'	Single-Byte LF1 Coded Fonts with MVS Host Unalterable Remote Font Environment
8-9	X'0803'	Single-Byte LF1 Coded Font Index with IBM Global Resource IDs
10-11	X'0806'	Single-Byte LF1 Coded Fonts Index with MVS Host Unalterable Remote Font Environment
ACTIVATE RESOURCE RT & RIDF SUPPORT		
0-1	X'000C'	LENGTH of this Self-Defining Field
2-3	X'000B'	ACTIVATE RESOURCE RT & RIDF SUPPORT Self-Defining Field
4-5	X'0103'	Single-Byte LF1 Coded Fonts with IBM Global Resource IDs
6-7	X'0106'	Single-Byte LF1 Coded Fonts with MVS Host Unalterable Remote Font Environment
8-9	X'0803'	Single-Byte LF1 Coded Font Index with IBM Global Resource IDs
10-11	X'0806'	Single-Byte LF1 Coded Fonts Index with MVS Host Unalterable Remote Font Environment
MEDIUM MODIFICATIONS ID SUPPORT		
0-1	X'0006'	LENGTH of this Self-Defining Field
2-3	X'000D'	MEDIUM MODIFICATIONS ID SUPPORT Self-Defining Field ID
4-5	X'A200'	Fixed separation cut
COMMON BAR CODE TYPE/MODIFIER		
0-1	X'0009'	LENGTH of this Self-Defining Field
2-3	X'000E'	COMMON BAR CODE TYPE/MODIFIER Self-Defining Field
4	X'0D'	CODABAR Modifier Byte Options X'01' and X'02'
5	X'11'	CODE 128 Modifier Byte Options X'02'
6	X'18'	POSTNET Modifier Byte Options X'00' - X'03'

Table 7. XOH Obtain Printer Characteristics Reply

Offset	Value	Description
7	X'1A'	RM4SCC Modifier Byte Option X'00'
8	X'22'	USPS Intelligent Mail: modifier-byte options X'00' through X'03'
SUPPORTED GROUP OPERATIONS		
0-1	X'0006'	LENGTH of this Self-Defining Field
2-3	X'0012'	SUPPORTED GROUP OPERATIONS Self-Defining Field
4	X'01'	Keep group together as a print unit
5	X'04'	Finish
PRODUCT IDENTIFIER		
0-1	X'003C'	LENGTH of this Self-Defining Field
2-3	X'0013'	PRODUCT IDENTIFIER Self-Defining Field ID
4	X'38'	LENGTH of Self-Defining Product ID Parameter
5-6	X'0001'	Unique PRODUCT IDENTIFIER Parameter ID
7-12	X'F0F0F6F7F0F0'	DEVICE TYPE 6700
13-15	X'F0F0F4' X'F0F0F6' X'F0F0F8'	MODEL NUMBER 004 006 008
16-18	X'D7E3E7'	MANUFACTURER
19-20	X'C2E5'	PLANT
21-32	X'F0F0F0F0F0F0F0F0F0F0F0F0F0'	SEQUENCE NUMBER
33-34	X'0000'	TAG
35-43	X'F0F0F0F0F0F0F0F0F0'	EC LEVEL
44-59	X'00'	All Binary Zeros
FINISHING OPERATIONS		
0-1	X'0005'	LENGTH of this Self-Defining Field
2-3	X'0018'	FINISHING OPERATIONS self-defining field
4	X'05'	Separation cut

Exception Processing and IDs

Unlike some other protocols, IPDS allows the host to control exception (error) processing, which can free up the printer cpu.

The host can request one of two methods:

- the printer must print the pages as requested
- the printer does not allow any page that has a data stream error to print

The first method applies for situations such as printing checks; the second method applies for printing drafts or when troubleshooting the data streams.

The following tables list the exception IDs and the error conditions. The exception ID consists of three parts. For example:

```
8001..00
80 = sense byte 0, which indicates a command reject
00 = sense byte 1
00 = sense byte 2
```

Table 8. Exceptions: Rejected Comands

Exception ID	Condition
800100	Invalid IPDS command code
800200	Invalid IPDS command sequence
80E000	Invalid IPDS command length

Table 9. Exceptions: Data Check

Exception ID	Condition
082100	Undefined character
086000	Numeric representation precision check
08C100	Position check

Table 10. Exceptions: Specification Check - Bar Code

Exception ID	Condition
040000	Symbol Reference point outside Logical page
040200	Attempt to print Barcode or HRI character out of presentation space
040300	Invalid or unsupported bar code type
040400	Unsupported font local ID or font not available
040500	Invalid or unsupported bar code color
040600	Invalid or unsupported module width
040700	Invalid or unsupported element height
040800	Invalid or unsupported height multiplier
040900	Invalid or unsupported wide-to-narrow ratio
040A00	Invalid or unsupported symbol origin
040B00	Invalid or unsupported bar code modifier
040C00	Invalid or unsupported bar code data length
040E00	Check-digit calculation
041000	Invalid or unsupported human-readable interpretation location
041100	Attempt to print portion of symbol outside block or VPA
040F00	Matrix row size value or number of rows value is not supported
040F01	Invalid structured append sequence indicator
040F02	Structured append sequence indicator too large
040F04	Structured append information mismatch
040F04	Invalid number of structured append symbols
040F05	Invalid symbol mode value for a MaxiCode symbol
040F06	Invalid number of data symbol characters per row for a PDF417 symbol
040F07	Invalid desired number of rows value for a PDF417 symbol
040F08	Too much data for a PDF417 symbol
040F09	Invalid security level value for a PDF417 symbol
040F0A	Incompatible combination of Data Matrix parameters
040F0B	Invalid structured append file identification value
040F0C	Invalid Macro PDF417 Control Block length value

Table 10. Exceptions: Specification Check - Bar Code

Exception ID	Condition
040F0D	Invalid data within a Macro PDF417 Control Block

Table 11. Exceptions: Specification Check - Graphics Data

Exception ID	Condition
030001	Unallocated or unsupported graphics order or command code
030002	Reserved byte exception or invalid attribute set
030003	Incorrect drawing order length
030004	Invalid attribute value
030008	Truncated order
03000C	Segment prolog
03000E	Unsupported attribute value
030021	Invalid or unsupported default
033400	Character angle value not supported
033E00	Invalid End Prolog
036000	Area bracket
036800	Begin Area received incorrectly
036801	Area truncated
036802	Supported order invalid in area
036803	Pattern Set not supported
036804	Undefined pattern symbol
037001	Unsupported Begin Segment introducer segment flag
037082	Invalid Begin Segment introducer segment flag
0370C1	Invalid Begin Segment introducer length
0370C5	Insufficient segment data
039200	Graphics image order sequence
039201	Image data discrepancy
039300	Graphics image bracket
039301	Incorrect number of Image Data drawing orders

Table 11. Exceptions: Specification Check - Graphics Data (continued)

Exception ID	Condition
03C200	Marker Set not supported
03C201	Undefined marker code
03C202	Mismatched marker set
03C300	Font not available
03C301	Undefined graphics character code
03C302	Mismatched character set
03C601	Arc drawing check
03D100	Truncated graphics image
03D101	Invalid order in graphics image
03D102	Graphics image format not supported
03D103	Image width greater than maximum supported
03D104	Image height greater than maximum supported
03E100	Relative line outside coordinate space

Table 12. Exceptions: Specification Check - General

Exception ID	Condition
020003	Character exceeds presentation text object space
020001	Embedded control sequence code
020201	End Suppression (ESU) control-sequence
020202	Invalid or unsupported IPDS command length
020205	Invalid data self-defining-field length
020302	IPDS command header length too small
020305	Invalid or unsupported block orientation
020401	EP command encountered
020402	Invalid use of Acknowledgement-Continuation Bit
020405	Invalid or unsupported value for area-position reference system
020501	Invalid spanning sequence
020505	Invalid or unsupported self-defining-field unit base

Table 12. Exceptions: Specification Check - General (continued)

Exception ID	Condition
020601	Invalid Begin Suppression (BSU)
020605	Invalid or unsupported units per unit base
020705	Invalid or unsupported self-defining-field extents
020805	Invalid or unsupported mapping option
020905	Invalid or unsupported axis offsets
020A05	Data within a block might be outside the VP Data within a block might be outside the VP (asynchronously detected)
020B05	Invalid self-defining-field identifier
020F01	Invalid or unsupported Set Text Orientation (STO)
021001	Invalid or unsupported Set Inline Margin (SIM)
021101	Invalid or unsupported Set Baseline Increment (SBI)
021201	Invalid or unsupported Intercharacter adjustment
021301	Invalid or unsupported Absolute Move Baseline (AMB)
021401	Invalid or unsupported Absolute Move Inline (AMI)
021402	The font, font section, or font index to be deleted is not found
020502	Unsupported baseline move
021501	Invalid or unsupported Relative Move Inline (RMI)
021502	Invalid or unsupported DF command font or font-section ID
021601	Invalid or unsupported Relative Move Baseline (RMB)
021701	Invalid or unsupported Set Variable-Space Increment (SVI)
021702	Invalid or unsupported value for DF command deletion type
021802	Invalid, unsupported, or unavailable font ID
021901	Invalid or unsupported value for Repeat String (RPS) repeat length
021902	Multiple occurrences of the same LFE font-equivalence number
021C01	Invalid escape sequence
021D02	Invalid or unsupported value for the Load Font Equivalence GRID
021E01	Invalid WT control-sequence length
021E02	Mismatch between font and the XOA Print Quality Control (PQC) command
021F01	Repeat String (RPS) length
021F02	Mismatch of LFE command font Host-Assigned IDs

Table 12. Exceptions: Specification Check - General (continued)

Exception ID	Condition
022E02	Insufficient font data received
023001	Insufficient storage for LCC copy-control record
023101	Invalid or unsupported value for Load Copy Control number of copies
023201	Invalid or unsupported Load Copy Control Keyword in copy-group entry
023401	Invalid or unsupported value for Load Copy Control entry-byte count
023601	Invalid or unsupported Load Copy Control simplex/duplex parameter
023801	Maximum supported number of overlays per LCC copy group exceeded
023901	Maximum supported number of suppression per LCC copy group exceeded
023F02	STO-SCFL-LFE mismatch
024201	WIC Pel count is less than the minimum required
024301	WIC command pel count is greater than the maximum supported value
024401	WIC command scan count is less than the minimum required
024501	WIC command scan count is greater than the maximum supported value
024601	Invalid WIC source image format
024701	Invalid or unsupported value for Write Image Control magnification factor
024702	Invalid or unsupported value for Load Font Equivalence font-inline sequence
024801	Invalid or unsupported value for Write Image Control scan-line direction
024901	Invalid scan-line-sequence direction in a WIC command
024A01	Invalid or unsupported value for Write Image Control image block location
025301	Invalid or unsupported value for Write Image Control image color
025803	Invalid or unsupported value for test color
025C02	Invalid or unsupported parameter in a DUA command
026002	Invalid or unsupported value for Logical Page Descriptor units per unit base (X_p and l)
026102	Invalid or unsupported value for Logical Page Descriptor units per unit base (Y_p and B)
026202	Invalid or unsupported value for LPD X_p extent or XOH-SMS X_m extent
026302	Invalid or unsupported value for LPD Y_p extent or XOH-SMS Y_m extent
026401	Insufficient control storage
026402	Invalid or unsupported value for Logical Page Descriptor unit base

Table 12. Exceptions: Specification Check - General (continued)

Exception ID	Condition
026802	Invalid or unsupported value for Logical Page Descriptor inline-sequence direction
026902	Invalid baseline-sequence direction in the LPD command
026A01	Insufficient source image data
026A02	Invalid or unsupported value for Logical Page Descriptor initial 1 print coordinate
026B01	Excess source image data received
026B02	Invalid or unsupported value for Logical Page Descriptor initial B print coordinate
027002	Invalid or unsupported value for XOH Set Media Size units per unit base
027202	Invalid or unsupported value for XOH Set Media Size X_m extent
027302	Invalid or unsupported value for XOH Set Media Size Y_m extent
027402	Invalid or unsupported value for XOH Set Media Size unit base
028101	Insufficient storage for a page segment or overlay
028501	Invalid or unsupported value for Delete Overlay command overlay ID
028A01	Invalid or unsupported value for Delete Page Segment command page segment Host-Assigned ID
029001	Invalid or unsupported overlay ID
029101	BO overlay ID already loaded
029102	Invalid or unsupported value for XOA Request Resource List entry
029201	Overlay ID not loaded
029202	Invalid XOA Print-Quality Control (PQC) parameter
029301	Recursive overlay invocation
029401	Invalid or unsupported value for page segment Host-Assigned ID
029501	Page segment Host-Assigned ID already loaded
029601	Page segment Host-Assigned ID not loaded
029701	Overlay nesting limit exceeded
029801	Invalid or unsupported suppression number
029803	Invalid or unsupported value for Temporary Baseline Move control sequence
02A401	Page boundary in the X-direction cannot be represented in the printer
02A501	Page boundary in the Y-direction cannot be represented in the printer

Table 12. Exceptions: Specification Check - General (continued)

Exception ID	Condition
02AC01	Insufficient main storage to print the sheet
02AD01	Invalid or unsupported value for Logical Page Position command
02AE01	Invalid or unsupported parameter in an IO command
02AF01	Insufficient storage to print the sheet (Asynchronously detected insufficient storage to print the sheet)
02C101	Maximum number of simplex or duplex keywords in an LCC command
02C102	Internal value not unique in an LE command
02C602	Invalid mapping type in an LE command
02C801	An unsupported input Media Source ID was specified
02C802	Invalid or unsupported internal value or external value in an Load Equivalence command
02FF02	Exceptions detected but not queued

A

Fonts and Code Pages

Table 13: Language, Code Page, and Quality Combinations

Language	CPGID	GCSGID	Version (1)	Fonts Supported (2)
English/USA/Canada	037	101, 697	0, 1	All
English/US/International	038	103, 697		All
International Set 1	256	337, 697		All
Symbols, Set 7	259	340		11, 86
Canadian, French	260	341, 697		All
Austrian, German	273	265, 697	0, 1	All
Belgian	274	269, 697	0, 1	All
Brazilian	275	273, 697	0, 1	All
Canadian, French (Alt)	276	277		All
Danish, Norwegian	277	281, 697	0, 1	All
Finnish, Swedish	278	285, 697	0, 1	All
Italian	280	293, 697	0, 1	All
Japanese English	281	297, 697	0, 1	All
Portuguese	282	301, 697	0, 1	All
Spanish Speaking	284	309, 697	0, 1	All
English (UK)	285	313, 697	0, 1	All
Austrian, German (Alt)	286	317, 697		All
Danish, Norwegian (Alt)	287	321, 697		All
Finnish, Swedish (Alt)	288	325, 697		All
Spanish (Alt)	289	329, 697		All
Japanese Katakana	290	332		400, 404, 416, 420, 424, 428
French, Azerty	297	288, 697	0, 1	All
Graphic Escape	310	963, 697		76
Int. Typographic	361	697		5687, 5707, 5815, 5835

Table 13: Language, Code Page, and Quality Combinations

Language	CPGID	GCSGID	Version ⁽¹⁾	Fonts Supported ⁽²⁾
Arabic	420	235, 697		11, 223, 400, 404, 416, 420
Greek	423	218		400, 404, 416, 420
Hebrew	424	941, 697		400, 404, 416, 420
PC ASCII	437	697		11, 18, 85, 86, 92, 223, 254
International Set 5	500	697	0, 1	All
Hebrew (Alt)	803	1147		400, 404, 416, 420
PC Multilingual	850	980		All except 5687, 5707, 5815, and 5835
Latin 2/ROECE	870	959, 697		12, 112, 164, 281, 400, 404, 416, 420
Icelandic	871	697	0, 1	All
Cyrillic Old	880	960, 697		400, 404, 416, 420
OCR-A	892	968		19
OCR-B	893	969		3
DCF	1002	1132		All except 400, 404, 416, 420, 424, 428, 5687, 5707, 5815, and 5835
US Text Subset	1003	1133		11, 85, 86, 5687, 5707, 5815, 5835
Turkish, Latin 5	1026	1152		11, 86, 400, 404, 416, 420
Euro USA/Canada	1140	695		All
Euro Austrian, German	1141	695		All
Euro Danish, Norwegian	1142	695		All
Euro Finnish, Swedish	1143	695		All
Euro Italian	1144	695		All
Euro Spanish Speaking	1145	695		All
Euro UK/Ireland	1146	695		All
Euro French	1147	695		All
Euro International	1148	695		All
Euro Icelandic	1149	695		All

⁽¹⁾ If there is no value listed for Version, it means there is only one value.

⁽²⁾ Fonts that are fully supported are listed in this column. Other fonts support a subset of the code page. When 'All' is specified, it refers to all resident fonts except the OCR fonts (3 and 19).

Table 14: Resident Font and Code Page

Resident Font	FGID	Font Width	Code Pages ⁽²⁾
OCR-B	3	144	893
Courier 10	11	144	A, 259, 420, 437, 850, 1002, 1003, 1026
Prestige 10	12	144	A, 850, 870, 1002
Courier Italic 10	18	144	A, 437, 850, 1002
OCR-A	19	144	892
APL 12	76	120	310
Courier 12	85	120	A, 437, 850, 1002, 1003
Prestige 12	86	120	A, 259, 437, 850, 1002, 1003, 1026
Courier Italic 12	92	120	A, 437, 850, 1002
Prestige Italic 12	112	120	A, 850, 870, 1002
Boldface PSM	164	120	A, 850, 870, 1002
Courier 15	223	96	A, 420, 437, 850, 1002
Courier 17.1	254	84	A, 437, 850, 1002
Gothic 20	281	72	A, 850, 870, 1002
Letter Gothic ⁽¹⁾	400	Scalable	A, B, 850
Letter Gothic Bold	404	Scalable	A, B, 850
Courier ⁽¹⁾	416	Scalable	A, B, 850
Courier Bold	420	Scalable	A, B, 850
Courier Italic ⁽¹⁾	424	Scalable	A, 290, 850
Courier Italic Bold ⁽¹⁾	428	Scalable	A, 290, 850
Times Roman 6	5687	40	A, 361, 1003
Times Roman 8	5687	53	A, 361, 1003
Times Roman 10	5687	67	A, 361, 1003
Times Roman 12	5687	80	A, 361, 1003
Times Roman B 10	5707	67	A, 361, 1003
Times Roman B 12	5707	80	A, 361, 1003
Times Roman B 14	5707	93	A, 361, 1003
Times Roman B 18	5707	120	A, 361, 1003

Table 14: Resident Font and Code Page

Resident Font	FGID	Font Width	Code Pages ⁽²⁾
Times Roman B 24	5707	160	A, 361, 1003
Times Roman I 10	5815	67	A, 361, 1003
Times Roman I 12	5815	80	A, 361, 1003
Times Roman BI 10	5835	67	A, 361, 1003
Times Roman BI 12	5835	80	A, 361, 1003

(1) These fonts are optional, and are available as part of the Printronix Additional Font Diskettes.

(2) When an A or B is specified in the code page column, it indicates that the font supports are of the following groups of code pages:

Group A: 037, 038, 256, 260, 273, 274, 275, 276, 277, 278, 280, 281, 282, 284, 285, 286, 287, 288, 289, 297, 500, 871, 1140, 1141, 1142, 1143, 1144, 1145, 1146, 1147, 1148, 1149

Group B: 290, 420, 423, 424, 803, 870, 880, 1026

B

IPDS Exception Reporting

The following tables contain the exception reporting codes, which the printer sends to the host in the NACK reply. These codes are in a three-byte format. The first byte, byte 0, is the error group. The remaining two bytes, bytes 1 and 2, are the individual error identifiers. The following table shows the error group meanings.

Byte 0	Error Type	Page
80	Command Reject	48
40	Intervention Required	48
10	Equipment Check	49
08	Data Check	49
04	Specification Check - Bar Codes	50
03	Specification Check - Graphics	55
02	Specification Check - General	61
01	Condition Requiring Host Notification	79

Command Reject: Indicates that the printer cannot recognize a received command.

Intervention Required: Indicates that the printer requires operator intervention.

Equipment Check: Indicates that a hardware error has occurred.

Data Check: Indicates that the printer detects a data error when receiving a logical unit from the application program or that the printer detects a data error while printing the page.

Specification Check: Indicates that the data parameters or values in a received command are invalid.

Condition Requiring Host Notification: Indicates that the printer has detected an error or condition that should be reported to the host computer.

Command Reject — X'80'

The following exception codes are the valid codes for a command reject condition:

X'800100' Invalid IPDS Command Code

Explanation:

1. The command code is not recognized. A error length on a previous command may have caused the current data to be processed as a command.
2. The command is not supported.

Alternate Exception Action: None.

X'800200' Invalid IPDS Command Sequence

Explanation: The printer state is invalid for the received command.

Alternate Exception Action: None.

Intervention Required — X'40'

The following exception codes are the valid codes for an intervention required condition and apply only to coax attachments:

X'400000' Printer Not Ready

Explanation: Incorrect forms device selection when in 4224 emulation mode.

Alternate Exception Action: None.

X'400100' Printer Out of Forms

Alternate Exception Action: None.

X'40E000' Forms Jam

Alternate Exception Action: None.

X'40E400' Cancel Print Key Pressed

Explanation: The Cancel Print key was pressed while the printer was receiving IPDS data.

Alternate Exception Action: None.

Equipment Check — X'10'

The following exception codes are the valid codes for an equipment check condition and apply only to coax attachments:

X'10F100' Permanent Error

Explanation:

1. There was a permanent hardware error.
2. The microcode detected an unrecoverable logic error.
3. The microcode detected a condition that should not have occurred.

Alternate Exception Action: None.

Data Check — X'08'

The following exception codes are the valid codes for a data check condition:

X'082100' Undefined Character

Explanation:

1. An undefined character code has been detected in Write Text data.
2. An undefined overstrike character code has been detected.
3. A character has been detected in Write Text Command data which is undefined at the quality level specified by the XOA-PQC command.
4. An undefined character code has been detected in Write Bar Code data.

Alternate Exception Action:

For reasons 1-3, print the default character. For reason 4, there is no alternate exception action.

X'086000' Numeric Representation Precision Check

Explanation:

1. The print position cannot be represented within the printer.
2. The result of the calculation cannot be represented in the printer. This may result from the WGC GDD window limits being very close together.
3. There was a coordinate overflow while scaling.

Alternate Exception Action: None.

X'08C100' Position Check

Explanation:

An attempt was made to print outside the valid printable area.

Alternate Exception Action:

All physical printing outside the valid printable area is suppressed. All data and controls continue processing. The printer continues to print within the valid printable area to the greatest possible extent. For text, this may mean truncating text lines at the character boundary closest to the edge of the intersection. For graphics, this may mean truncating graphics pictures at the pel closest to the boundary. For image, this may mean truncating scan lines at the pel closest to the boundary, or alternatively, not printing any of the image if any part of the image falls outside the valid printable area.

Specification Check-Bar Code — X'04'

The following exception codes are the valid codes for a bar code specification check condition:

X'040300' Bar Code Type Requested Is Not Supported

Explanation:

The bar code type requested in the Write Bar Code Data Descriptor field is not supported.

Alternate Exception Action: None.

X'040400' LCID Requested Is Not Supported

Explanation:

The type style/font requested in the Write Bar Code Data Descriptor field is not supported.

Alternate Exception Action: Use printer default.

X'040500' Bar Code Color Requested Is Not Supported

Explanation:

The color requested in the Write Bar Code Data Descriptor field is not supported.

Alternate Exception Action: Use printer default color.

X'040600' Unit/Module Width Specified Is Not Supported

Explanation: The unit/module width specified in the Write Bar Code Data Descriptor field is not supported.

Alternate Exception Action:

Use closest smaller width supported or the device default for those devices with only one fixed default value.

X'040700' Element Height Specified Is Not Supported

Explanation:

The element height specified in the Write Bar Code Data Descriptor field is not supported.

Alternate Exception Action: Use closest height supported.

X'040800' Height Multiplier Specified Is Not Supported

Explanation:

The height multiplier specified in the Write Bar Code Data Descriptor field is not supported.

Alternate Exception Action: Use closest multiplier supported.

X'040900' Wide/Narrow Ratio Is Not Supported

Explanation:

The wide/narrow ratio specified in the Write Bar Code Data Descriptor field is not supported.

Alternate Exception Action:

Use the printer default wide element width. The default wide element width and the specified or default unit/module width should be such that a wide/narrow ratio of 2.50 or 3.00 results.

X'040A00' Invalid Symbol Reference Point

Explanation:

The symbol reference point given in the Write Bar Code command is not a valid or supported value.

Alternate Exception Action: None.

X'040B00' Invalid Bar Code Modifier**Explanation:**

The bar code modifier, byte 17 of the Bar Code Data Descriptor structured field, is not a valid or supported value for the bar code type specified by byte 16 of the same structured field.

Alternate Exception Action: None.

X'040C00' Invalid Bar Code Data Length**Explanation:**

The length of the variable data (as given in bytes 5-n of the Write Bar Code command) to be bar-encoded/printed, plus any printer-generated check digits to be coded/printed, is not a valid or supported value.

Alternate Exception Action: None.

X'040E00' Check Digit Calculation Error

Explanation: A first check digit calculation resulting in a value of 10 is defined as an error in various of the modifier options (byte 17 of the Bar Code Data Descriptor structured field) for the MSI bar code.

Alternate Exception Action: None.

X'041000' HRI Location Not Supported

Explanation: HRI location specified in the FLAGS byte of the WBC command is not a supported location.

Alternate Exception Action: None.

X'041100' Attempt to Print Portion of Symbol Outside Object or VPA**Explanation:**

1. A portion of the bar code presentation space, as mapped into the object, extends outside the bar code object boundaries, or a portion of the bar code object extends outside of the logical page (or current overlay).
2. An attempt is made to print a bar code symbol or HRI outside the physical page.
3. The symbol reference point lies outside the bar code object, presentation space, or logical page (or current overlay).

Alternate Exception Action: None

X'040F00'

Explanation:

Matrix row size value or number of rows value is not supported.

Alternate Exception Action: Use X'0000' for the unsupported value.

X'040F01'

Explanation:

Invalid structured append sequence indicator.

Alternate Exception Action: Present the bar code symbol without structured append information.

X'040F02'

Explanation:

Structured append sequence indicator too large.

Alternate Exception Action: Present the bar code symbol without structured append information.

X'040F03'

Explanation:

Structured append information mismatch.

Alternate Exception Action:
Present the bar code symbol without structured append information.

X'040F04'

Explanation:

Invalid number of structured append symbols.

Alternate Exception Action: Present the bar code symbol without structured append information.

X'040F05'

Explanation:

Invalid symbol mode value for a MaxiCode symbol.

Alternate Exception Action: Terminate bar code object processing.

X'040F06'

Explanation:

Invalid number of data symbol characters per row for a PDF417 symbol.

Alternate Exception Action:

Terminate bar code object processing.

X'040F07'

Explanation:

Invalid desired number of rows value for a PDF417 symbol.

Alternate Exception Action: Proceed as if X'FF' was specified.

X'040F08'

Explanation:

Too much data for a PDF417 symbol.

Alternate Exception Action: Terminate bar code object processing.

X'040F09'

Explanation:

Invalid security level value for a PDF417 symbol.

Alternate Exception Action: Proceed as if security level 8 was specified.

X'040F0A'

Explanation:

Incompatible combination of Data Matrix parameters.

Alternate Exception Action: Terminate bar code object processing.

X'040F0B'

Explanation:

Invalid structured append file identification value.

Alternate Exception Action: Present the bar code symbol without structured append information.

X'040F0C'**Explanation:**

Invalid Macro PDF417 Control Block length value.

Alternate Exception Action: Terminate bar code object processing.

X'040F0D'**Explanation:**

Invalid data within a Macro PDF417 Control Block.

Alternate Exception Action: Present the bar code symbol without a Macro PDF417 Control Block.

Specification Check-Graphics — X'03'

The following exception codes are the valid codes for a graphics specification check condition:

X'030001' Unallocated Graphic Order or Command Code**Explanation:**

1. An attempt was made to execute an unallocated order code that is reserved for future use.
2. An attempt was made to execute an unallocated command code that is reserved for future use.

Alternate Exception Action: None.

X'030002' Reserved Byte Error or Invalid Default**Explanation:**

1. A reserved byte in the graphic order is not set to zero.
2. The Set Current Defaults instruction attempts, in byte 2, to set an invalid or unsupported attribute.
3. An invalid default byte value was received in the GDD.

Alternate Exception Action: None.

X'030003' Incorrect Drawing Order Length

Explanation: A drawing order length is invalid.

Alternate Exception Action: None.

X'030004' Invalid Attribute Value

Explanation: An attribute value for a graphic order or for a WGC Set Current Default instruction is invalid.

Alternate Exception Action: Use the standard default value for that attribute.

X'030008' Truncated Order Error

Explanation: An order has been requested that is not a complete order. This order is one of the following:

1. A fixed 2-byte order and the second byte is not in the segment.
2. A long order and the length byte is not in the segment.
3. A long order and the number of bytes following the byte containing the length count to the end of the segment is less than the value of the length count.

Alternate Exception Action: None.

X'03000C' Segment Prologue Error

Explanation: A supported order that is not valid within a prologue was found in a prologue. The end of a segment was reached without an End Prologue order.

Alternate Exception Action: None.

X'03000E' Unsupported Attribute Value

Explanation: An attribute value for a graphic order or for a WGC Set Current Default instruction is not supported.

Alternate Exception Action: Use the standard default value for that attribute.

X'030021' Invalid Default

Explanation: The Set Current Defaults instruction sets an invalid or unsupported default for an attribute.

Alternate Exception Action: None.

X'033400' Character Angle Value Not Supported

Explanation: The specific character angle requested is not supported.

Alternate Exception Action: Use the closest angle supported by the printer.

X'033E00' Invalid End Prologue

Explanation: An End Prologue was found outside the prologue section of a segment.

Alternate Exception Action: None.

X'036000' Area Bracket Error

Explanation: An End Area order has been executed without a Begin Area order having previously been executed.

Alternate Exception Action: None

X'036800' Begin Area Received Incorrectly

Explanation: Begin Area order received while Begin Area is already in progress.

Alternate Exception Action: None.

X'036801' Area Truncation Error

Explanation: A Begin Area order has been executed in a segment, and the end of the segment is reached without an End Area order being executed. Area fill implementation results are printer dependent.

Alternate Exception Action: None.

X'036802' Supported Order Invalid in Area

Explanation: A supported order is detected that is not valid within an area.

Alternate Exception Action: None.

X'036803' Pattern Symbol Set Not Available

Explanation: The symbol set identified by the current Pattern Set is not available.

Alternate Exception Action: Use the standard default pattern symbol set.

X'036804' Undefined Pattern Symbol

Explanation: The current pattern symbol is undefined in the pattern symbol set.

Alternate Exception Action: Use the standard default pattern symbol.

X'037001' Invalid Repeat/Append Bit

Explanation: The Begin Segment Repeat/Append bit has a value of B'10' in chained immediate mode.

Alternate Exception Action: None.

X'037082' Invalid Repeat/Append Bit

Explanation: The Begin Segment Repeat/Append bit has a value of B'01'.

Alternate Exception Action: None

X'0370C1' Invalid Begin Segment length

Explanation: The Begin Segment parameter length is invalid.

Alternate Exception Action: None.

X'039200' Graphic Image Order Sequence Error

Explanation: An Begin Image order was not executed before the Image Data order in this segment.

Alternate Exception Action: None

X'039201' Image Data Discrepancy

Explanation: There are insufficient or too many bytes of data in the Image Data order.

Alternate Exception Action: None.

X'039300' Graphic Image Bracket Error

Explanation: An End Image order is executed without a Begin Image order having been previously executed.

Alternate Exception Action: None.

X'039301' Incorrect Number of Image Data Orders

Explanation: The number of Image Data orders between the Begin Image and End Image orders is not equal to the number of rows in the image (as given by the value of height in the Begin Image order).

Alternate Exception Action: None.

X'03C200' Marker Symbol Set Not Available

Explanation: The symbol set identified by the current Marker Set attribute is not available.

Alternate Exception Action: Use the standard default marker symbol set.

X'03C201' Undefined Marker Code

Explanation: A marker code point is undefined in the current marker symbol set.

Alternate Exception Action: Use the standard default marker symbol

X'03C300' Character Symbol Set Not Available

Explanation:

1. The symbol set identified by the current Character Set is not available.
2. The current character set specified in the Set Character Set order does not have the proper attributes to be printed in graphics mode.

Alternate Exception Action: Use the standard default character symbol set.

X'03C301' Undefined Graphics Character Code

Explanation: A code in a character string is undefined in the current character symbol set.

Alternate Exception Action: Use the standard default character symbol.

X'03C601' Arc Drawing Check

Explanation: The drawing processor has detected an exceptional condition which may prevent the drawing of the arc within the normal limits of pel accuracy.

Alternate Exception Action: The arc is drawn in an implementation-defined manner which may reduce to drawing straight lines.

X'03D100' Truncated Graphic Image Error

Explanation: A Begin Image order has been executed in a segment, and the end of the segment is reached without an End Image order having been executed.

Alternate Exception Action: None.

X'03D101' Invalid Order in Graphic Image

Explanation: A Begin Image order has been executed in a segment, and an order other than a Comment, Image Data, or End Image order is executed.

Alternate Exception Action: None.

X'03D102' Graphic Image Format Not Supported

Explanation: The value specified for the graphic image format parameter is not supported.

Alternate Exception Action: None.

X'03D103' Image Width Greater Than Maximum Supported

Explanation: The Width value specified in the Begin Image order exceeds the maximum image width supported by the product.

Alternate Exception Action: The image width is truncated at the maximum width supported.

X'03D104' Image Height Greater Than Maximum Supported

Explanation: The Height value specified in the Begin Image order exceeds the maximum image height supported by the product.

Alternate Exception Action: The image height is truncated at the maximum height supported.

X'03E100' Relative Line Outside Coordinate Space

Explanation: The relative line starts inside the drawing order coordinate space but goes outside.

Alternate Exception Action: None.

Specification Check-General — X'02'

The following exception codes are the valid codes for a general specification check condition:

X'020001' Embedded Text Control Code Error

Explanation: Undefined text control code.

Alternate Exception Action: Ignore the control sequence.

X'020201' End Suppression Text Control Error

Explanation: The active Begin Suppression ID within the current page, overlay, or page segment is not the same as that specified in the ES control. There is no active suppression ID.

Alternate Exception Action: None.

X'020202' Invalid IPDS Command Length

Explanation: The length for a command is not within the allowed range.

The length of a Request Resource List entry is not a valid or supported value. The length specified for a Request Resource List entry does not match the number of bytes received.

Alternate Exception Action: None.

X'020205' Invalid Data Structured Field Length

Explanation: A data structured field has been received in a WGC or WBCC command that is less than the minimum allowable length.

Alternate Exception Action: None.

X'020302' IPDS Command Header Length Too Small

Explanation: The length of the IPDS command header is too small.

Alternate Exception Action: None.

X'020401' End Page Encountered During Active Suppression

Explanation: The End Page control was encountered before a text suppression ended.

Alternate Exception Action: Process the object as if the corresponding End Suppression control sequence appeared at the end of the object. That is, all of the data following the Begin Suppression control sequence in the object is processed and suppressed.

X'020402' Acknowledge Reply Response Continuation Request is Invalid

Explanation: The printer received a command whose response continuation bit is on but there is no response to continue.

Alternate Exception Action: None.

X'020405' Area Position Reference System is Not Supported

Explanation: The reference system specified in the Area Position structured field of the WGC or WBCC command is not a valid or supported value.

Alternate Exception Action: None

X'020501' Invalid Spanning Sequence

Explanation: A Write Text or Write Graphics command is required to complete a partial order, control, or double-byte character code and another command was received other than an XOA command.

Alternate Exception Action: None.

X'020502' Unsupported Baseline Move

Explanation: Unsupported advancement of the baseline coordinate toward the I-axis.

Alternate Exception Action: None.

X'020505' Structured Field Unit-Base Invalid

Explanation: The unit-base (measurement units) specified in the Output Control or the Data Descriptor structured field of the WGC or WBCC command is not a valid or supported value.

Alternate Exception Action: None.

X'020601' Begin Suppression Error

Explanation: Begin Suppression encountered in the same unit (page, segment or overlay) before previous suppression in that unit ended.

Alternate Exception Action: None.

X'020605' Structured Field Units Invalid

Explanation:

1. The units specified in the Output Control or the Data Descriptor structured field of the WGC or WBCC command is not a valid or supported value.
2. The result of the calculation cannot be represented in the printer. This may result from the WGC GDD window limits being very close together.
3. Coordinate overflow while scaling graphics. Possible if scaling coordinates require multiplication by a value greater than 1.

Alternate Exception Action: None

X'020705' Structured Field Extents Not Supported

Explanation: The extents specified in the Output Control or Data Descriptor structured field of the WGC or WBCC command are not a valid or supported value.

The window values of the WGC GDD structured field are not consistent; therefore, the value of XL is larger than the value of XR or the value of YB is larger than the value of YT.

Alternate Exception Action: None.

X'020805' Invalid Mapping Option

Explanation: A mapping option specified in the Output Control structured field of the WGC or WBCC command is not a valid or supported value.

Alternate Exception Action: None.

X'020905' Invalid Axis Offsets

Explanation: The axis offsets specified in the Output Control structured field of the WGC or WBCC command are not valid or supported values.

Alternate Exception Action: None.

X'020B05' Invalid Structured Field Identifier

Explanation: A two-byte structured field identifier in a WGC or WBCC command is invalid or out of sequence.

Alternate Exception Action: None.

X'020F01' Invalid Text Orientation

Explanation: Baseline or Inline orientation specified in Set Text Orientation is not a valid or supported value.

Alternate Exception Action: Use an inline orientation of 0 degrees and a baseline orientation of 90 degrees.

X'021001' Invalid Margin

Explanation: The margin position is not a valid or supported value.

Alternate Exception Action: None.

X'021101' Invalid Baseline Increment

Explanation: The value of the baseline increment is not a valid or supported value.

Alternate Exception Action: None.

X'021201' Invalid Intercharacter Adjustment**Explanation:**

1. The value of the intercharacter adjustment is not a valid or supported value.
2. The intercharacter adjustment direction is not a valid or supported value.

Alternate Exception Action:

1. Ignore the control sequence and continue presentation with the parameter values according to the hierarchy (the hierarchy is the last valid value received or if none received then use the LPD value).
2. Use direction = zero.

NOTE: In an LPD command, no Alternate Exception Action occurs.

X'021301' Invalid Absolute Move Baseline Value

Explanation: The Absolute Move Baseline parameter value is not a valid or supported value.

Alternate Exception Action: None.

X'021401' Invalid Absolute Move Inline Value

Explanation: The Absolute Move Inline parameter value is not a valid or supported value.

Alternate Exception Action: None.

X'021402' Font to be Deleted Not Found

Explanation: The single byte font specified by the Delete Font command is not in the machine.

Alternate Exception Action: None.

X'021502' Invalid DF Font

Explanation: The Loaded Font Identifier field is required in the Delete Font command; however, it is not present or its value is not a valid or supported value.

Alternate Exception Action: None.

X'021701' Invalid Variable Space Increment

Explanation: The value of the variable space increment as specified in a text control is not a valid or supported value.

Alternate Exception Action: None.

X'021702' Invalid DF Deletion Type

Explanation: The Deletion Type on a Delete Font command is not a valid or supported value.

Alternate Exception Action: None.

X'021802' Invalid Font ID

Explanation:

1. The two-byte Font Identifier on a Load Symbol Set or Load Font Equivalence command is not a valid or supported value.
2. The one-byte Font Identifier value on the Load Font Equivalence command is not a valid or supported value.
3. A font is referenced on a Set Font control, a Load Page Description, a Load Symbol Set, a Write Graphics, or Write Bar Code command, but the font has not been previously identified by the Load Font Equivalence command.
4. The font or symbol set referenced in a Load Page Description, Write Text, or Write Graphics command is defined within the current Load Font Equivalence but is not loaded in the printer.

Alternate Exception Action:

1. None.
2. None.
3. Substitute the active font for the specified local font and continue processing.
4. Substitute the active coded font for the specified local font and continue processing.

X'021901' Repeat String Length Error

Explanation: The Repeat String target string length is not a valid or supported value.

Alternate Exception Action: None.

X'021902' Multiple Occurrences of the Same LFE Local ID

Explanation: The one-byte Local Identifier value in the Load Font Equivalence command has been used more than once, making the Two-Byte Font Identifier reference ambiguous.

Alternate Exception Action: None.

X'021C01' Invalid Embedded Text Control Sequence

Explanation: A text control sequence contains a code other than X'D3' following X'2B'.

Alternate Exception Action: None.

X'021D02' Invalid LFE Identifier

Explanation: One or more of the following font parameters listed in the LFE or their combination is not valid or supported: Character Set ID, Code Page ID, Uniform Character Increment, and Proportional Increment Coefficient Table.

Alternate Exception Action: None.

X'021E01' Invalid Text Control Length

Explanation: The length of a text control is not valid.

Alternate Exception Action: None.

X'021E02' Mismatch Between Font and XOA Print Quality Control

Explanation:

1. The combination of parameters specified in LFE are not supported together with the quality indicated by XOA Print Quality Control.
2. The Font (Style) ID specified in the LFE is invalid or unsupported or is not valid with the other font parameters.

Alternate Exception Action: Choose "Best Fit" font.

NOTE: This error will be flagged when an attempt to present the font is processed.

X'021F01' Repeat String Length Error

Explanation: Repeat String control on a Write Text command has non-zero fill count but zero string length.

Alternate Exception Action: None.

X'021F02' Mismatch of LFE Two-Byte Loaded Font ID Parameters

Explanation: Two fonts have been assigned the same two-byte Loaded Font ID by the LFE command, but one or more of the following attributes differ: Character Set ID, Code Page ID, Font (Style) ID, Uniform Character Increment, Proportional Increment Coefficient Table.

Alternate Exception Action: None.

X'023101' Invalid LCC Number of Copies

Explanation: The Number of Copies value specified on the Load Copy Control command is not a valid or supported value.

Alternate Exception Action: Proceed as though the number of copies field stated 1.

X'023201' Invalid LCC Keyword in Group Entry

Explanation: There is an invalid or unsupported Load Copy Control keyword in the group entry.

Alternate Exception Action: None.

X'023401' Invalid LCC Copy Group Byte Count

Explanation:

1. The number of bytes in Load Copy Control group is not a multiple of two byte pairs.
2. The number of bytes in Load Copy Control group is not a valid or supported value.

Alternate Exception Action: None.

X'023601' Invalid or Unsupported Load Copy Control Simplex/Duplex Parameter

Explanation: The LCC command simplex/duplex parameter is invalid or unsupported.

Alternate Exception Action: If invalid, none. If unsupported, the printer prints simplex.

X'023F02' Font Index Not Loaded

Explanation:

1. The font inline sequence in Load Font Equivalence command is not supported or not supported with the current Text Orientation.
2. The Font Index specified in a Load Font Equivalence command called out by a Set Coded Font Local text control is not loaded.

Alternate Exception Action: None.

X'024201' WIC Pel Count < Minimum Required

Explanation: The Target or Source Pel Count value on the Write Image Control command is less than 1.

Alternate Exception Action: None.

X'024301' WIC Pel Count > Maximum Allowed

Explanation: The Target or Source Pel Count value on the Write Image Control command is greater than the valid or supported maximum.

Alternate Exception Action: None.

X'024401' WIC Scan Count < Minimum Required

Explanation: The Target or Source Scan Count value on the Write Image Control command is less than 1.

Alternate Exception Action: None.

X'024501' WIC Scan Count > Maximum Allowed

Explanation: The Target or Source Scan Count value on the Write Image Control command is greater than the valid or supported maximum.

Alternate Exception Action: None.

X'024601' Invalid WIC Source Image Format

Explanation:

1. The Compression Algorithm value (Byte 8) is not a valid or supported value.
2. The (Pel) Data Format value (Byte 9) in the Write Image Control command is not X'00'.

Alternate Exception Action: None.

X'024701' Invalid WIC Scale Factor Value

Explanation:

1. The Pel Count Scale Factor value on the Write Image Control command is not a valid or supported value.
2. The Scan Count Scale Factor value on the Write Image Control command does not equal the Pel Count Scale Factor.

Alternate Exception Action: None.

X'024702' Invalid LFE Font Inline Sequence

Explanation: The Font Inline Sequence parameter in a Load Font Equivalence command is not a valid or supported value.

Alternate Exception Action: None.

X'024801' Invalid WIC Scan Line Direction

Explanation: The Scan Line Direction parameter value on the Write Image Control command is not a valid or supported value

Alternate Exception Action: None.

X'024901' Invalid WIC Scan Sequence Direction

Explanation: The Scan Line Sequence Direction value specified on the Write Image Control command is not plus ninety degrees from the Scan Line Direction value.

Alternate Exception Action: None.

NOTE: Plus ninety from 270, (X'8700') must be X'0000'.

X'024A01' Invalid WIC Coordinate Specification**Explanation:**

1. The Coordinate Definition value on the Write Image Control command is not a valid or supported value.
2. The First Pel Location (X or I Direction) value on the Write Image Control command is not a valid or supported value.
3. The First Pel Location (Y or B Direction) value on the Write Image Control command is not a valid or supported value.

Alternate Exception Action: None.

X'025301' Invalid WIC Color Value

Explanation: The Color value of the WIC command is not a valid or supported value.

Alternate Exception Action: Use printer default value

X'025803' Unsupported Color or Color Attribute**Explanation:**

1. The text color is not a valid or supported value.
2. The text color precision is not a valid or supported value.

Alternate Exception Action: If the attribute value is not valid, ignore the control and continue presentation with the value that was in effect prior to this control sequence. If the attribute value is valid but unsupported for this printer, use the printer default color.

X'026002' Invalid LPD X Units/Unit-Base

Explanation: On the Load Page Description command, the X units per unit-base value is not a valid or supported value.

Alternate Exception Action: None.

X'026102' Invalid LPD Y Units/Unit-Base

Explanation:

1. On the Load Page Description command, the Y units per unit-base value is not a valid or supported value.
2. On the Set Media Size command, the units per unit-base value is not a valid or supported value.

Alternate Exception Action: None.

X'026202' Invalid LPD X-Extent

Explanation: On the Load Page Description command, the X-Extent is not a valid or supported value.

Alternate Exception Action: None.

X'026302' LPD Invalid Y-Extent

Explanation: On the Load Page Description command, the Y-Extent is not a valid or supported value.

Alternate Exception Action: None.

X'026402' Invalid LPD Unit-Base

Explanation: On the Load Page Description command, the unit-base is not a valid or supported value.

Alternate Exception Action: None.

X'026802' Invalid LPD Inline Direction

Explanation: On a Load Page Description command the Inline Sequence Direction value is not a valid or supported value.

Alternate Exception Action: Use an inline sequence direction of 0 degrees and a baseline sequence direction of 90 degrees.

X'026902' Invalid LPD Baseline Direction

Explanation: On a Load Page Description command the Baseline Sequence Direction value is not a valid or supported value.

Alternate Exception Action: Use an inline sequence direction of 0 degrees and a baseline sequence direction of 90 degrees.

X'026A01' Insufficient Source Image Data

Explanation: The number of source image bytes received < the number implied in the Write Image Control command.

Alternate Exception Action: None.

X'026A02' Invalid LPD Initial Inline Coordinate

Explanation: On a Load Page Description command, the initial inline coordinate value is not a valid or supported value.

Alternate Exception Action: None.

X'026B01' Excess Source Image Data

Explanation: The number of source image bytes received > the number implied in the Write Image Control command.

Alternate Exception Action: None.

X'026B02' Invalid LPD Initial Baseline Coordinate

Explanation: On a Load Page Description command, the initial baseline coordinate value is not a valid or supported value.

Alternate Exception Action: None.

X'027002' Invalid Units Value in an XOH SMS Command

Explanation: The units value in an XOH SMS command is invalid or unsupported.

Alternate Exception Action: None.

X'027202' Invalid SMS X-Extent

Explanation: On the Set Media Size command, the X-extent is not a valid or supported value.

Alternate Exception Action: None.

X'027302' Invalid SMS Y-Extent

Explanation: On the Set Media Size command, the Y-extent is not a valid or supported value.

Alternate Exception Action: None.

X'027402' Invalid SMS Unit Base

Explanation: On the Set Media Size command, the unit-base is not a valid or supported value.

Alternate Exception Action: None.

X'027A01' Invalid triplet length value

Explanation: The length specified in a triplet is invalid.

Alternate Exception Action: None.

X'027B01' Incorrect number of triplet data bytes

Explanation: The number of data bytes specified in a triplet length field is greater than the number of bytes remaining in the command.

Alternate Exception Action: None.

X'028101' Insufficient Storage for Overlay or Page Segment

Explanation: There is insufficient storage to process an overlay or page segment.

Alternate Exception Action: None.

X'028501' Invalid DO Parameter Value

Explanation: The Overlay Identifier on the Delete Overlay command is not a valid or supported value.

Alternate Exception Action: None.

X'028A01' Invalid DPS Parameter Value

Explanation: The Page Segment Identifier on the Delete Page Segment command is not a valid or supported value.

Alternate Exception Action: None.

X'029001' Overlay Number Outside Valid Range

Explanation:

1. The Overlay Identifier on the Begin Overlay command is not a valid or supported value.
2. The Overlay Identifier on the Include Overlay command is not a valid or supported value.
3. The Overlay Identifier on a Load Copy Control command is not a valid or supported value.

Alternate Exception Action: None.

X'029101' BO Overlay Number Already Loaded

Explanation: The host attempted to download an overlay from the Begin Overlay command that already exists in the printer.

Alternate Exception Action: None.

X'029102' Invalid Request Resource List Parameter

Explanation:

1. The Requested Ordering parameter of a Request Resource List order is not a valid or supported value.
2. The Entry Index parameter of a Request Resource List order is not a valid or supported value.
3. The Resource Qualifier parameter of a Request Resource List order is not a valid or supported value.
4. The Resource Type parameter on the Request Resource List order is not a valid or supported value.

Alternate Exception Action: None.

X'029201' Overlay Number Not Loaded

Explanation: The overlay identified by the Overlay Identifier on the Include Overlay, Delete Overlay or LCC command was not loaded or was already deleted prior to its attempted use.

Alternate Exception Action: None.

X'029202' Invalid Print Quality Control Parameter:

Explanation: The Print Quality Control parameter is X'00', which is a reserved value.

Alternate Exception Action: None.

X'029301' Recursive Overlay Invocation:

Explanation: An infinite nesting loop has occurred with the Include Overlay command (for example, an overlay has included itself)

Alternate Exception Action: None.

X'029401' Page Segment Number Outside Valid Range

Explanation:

1. The Page Segment Identifier on the Include Page Segment command is not a valid or supported value.
2. The Page Segment Identifier on the Begin Page Segment command is not a valid or supported value.

Alternate Exception Action: None.

X'029501' Page Segment Number Already Loaded

Explanation: The host attempted to download a page segment that already exists in the printer.

Alternate Exception Action: None.

X'029601' Page Segment Number Not Loaded

Explanation: The page segment identified by the Page Segment Identifier on the Include Page Segment or Delete Page Segment command was not loaded or was already deleted prior to its attempted use.

Alternate Exception Action: None.

X'029701' Overlay Nesting Limit Exceeded

Explanation: Depth of overlay nesting is greater than the maximum depth.

Alternate Exception Action: None.

X'029801' Suppression Number Outside Valid Range

Explanation:

1. On a Write Text command, the Begin Suppression number value is not a valid or supported value.
2. In a LCC command, the suppression number value is not a valid or supported value.

Alternate Exception Action:

1. Ignore the control sequence.
2. None.

X'029803' Temporary Baseline Move Error

Explanation:

1. The temporary baseline increment is not a valid or supported value.
2. The temporary baseline move direction is not a valid or supported value.
3. The temporary baseline move precision is not a valid or supported value.
4. Unsupported multiple offset temporary baseline move.
5. Unable to support temporary baseline move by printing full size characters.

Alternate Exception Action:

1. None for reasons 1 through 4.
2. For reason 5, present according to the substitution method.

X'02AC01' Insufficient Storage to Print the Sheet

Explanation: Page is too large for main storage.

Alternate Exception Action: None.

X'02AD01' Invalid Load Page Position Parameter

Explanation: The X Coordinate value on the Load Page Position command is not a valid or supported value.

The Y Coordinate value on the Load Page Position command is not a valid or supported value.

Alternate Exception Action: None.

X'02AE01' Invalid Include Overlay Position Parameter

Explanation:

1. The X-Coordinate value on the Include Overlay command is not a valid or supported value.
2. The Y-Coordinate value on the Include Overlay command is not a valid or supported value.

Alternate Exception Action: None.

X'02AF01' Insufficient storage to continue processing

Explanation: There is insufficient storage to continue processing. Make sure any fonts, overlays, and page segments that are not being used are deactivated. You could also attempt to increase your host storage space.

Alternate Exception Action: None.

X'02C101' Maximum Number of Simplex Keywords in an LCC Command

Explanation: More than one simplex operation keyword has been specified in an LCC command copy group.

Alternate Exception Action: None.

X'02C102' Load Equivalence Internal Value Not Unique

Explanation: The first two bytes of two or more list entries on the Load Equivalence command are not unique. Setting both external values to the same value will not prevent the error.

Alternate Exception Action: None.

X'02C602' Invalid Load Equivalence Mapping Type

Explanation: The Mapping Type on the Load Equivalence command is not X'0100'.

Alternate Exception Action: None.

X'02C801' An unsupported Input Media Source ID was Specified

Explanation: An unsupported Input Media Source ID was specified in an XOH-SIMS command.

Alternate Exception Action: Select an installed and available media source.

X'02C802' Invalid Internal/External Value on LE

Explanation: The Internal or External value on a Load Equivalence command is not a valid or supported value.

Alternate Exception Action: None.

Conditions Requiring Host Notification — X'01'

X'010100' Media Size or Input Media Source ID Changed

Explanation:

1. The size of the media in one or more of the installed input media sources was changed.
2. The input media source ID of one or more of the installed input media sources was changed.

Alternate Exception Action: None.

NOTE: Not reported in 4234 Emulation Mode.

C

Contact Information

Printronix Customer Support Center

IMPORTANT Please have the following information available prior to calling the Printronix Customer Support Center:

- Model number
- Serial number (located on the back of the printer)
- Installed options (i.e., interface and host type if applicable to the problem)
- Configuration printout:

Thermal Printer

See "Printing A Configuration" in the *Quick Setup Guide*.

Line Matrix Printer

Press PRT CONFIG on the control panel, then press Enter.

- Is the problem with a new install or an existing printer?
- Description of the problem (be specific)
- Good and bad samples that clearly show the problem (faxing of these samples may be required)

Americas (714) 368-2686

Europe, Middle East, and Africa (31) 24 6489 311

Asia Pacific (65) 6548 4114

<http://www.printronix.com/support.aspx>

Printronix Supplies Department

Contact the Printronix Supplies Department for genuine Printronix supplies.

Americas (800) 733-1900

Europe, Middle East, and Africa (33) 1 46 25 1900

Asia Pacific (65) 6548 4116

or (65) 6548 4182

<http://www.printronix.com/supplies-parts.aspx>

Corporate Offices

Printronix, Inc.
14600 Myford Road
P.O. Box 19559
Irvine, CA 92623-9559
Phone: (714) 368-2300
Fax: (714) 368-2600

Printronix, Inc.
Nederland BV
P.O. Box 163, Nieuweweg 283
NL-6600 Ad Wijchen
The Netherlands
Phone: (31) 24 6489489
Fax: (31) 24 6489499

Printronix Schweiz GmbH
42 Changi South Street 1
Changi South Industrial Estate
Singapore 486763
Phone: (65) 6542 0110
Fax: (65) 6546 1588

Visit the Printronix web site at www.primtronix.com

D

Glossary

Acknowledge Reply	A message about printer information or exceptions that the printer sends to the host. It can be a positive or negative reply. ([N]ACK can contain status resource or counter information.)
bar code	A printed code consisting of parallel bars of varied width and spacing and designed to be read by a one-dimensional scanning device.
bar code block	It is a rectangular space that has a specified size, position, and orientation on a logical page. It is the area into which the bar code presentation space is mapped.
bar code presentation space	It is a rectangular, conceptual space where a bar code is generated. The entire bar code presentation space must be mapped to the bar code block.
bold	A print attribute specifying text of a heavy line thickness. <i>See also</i> character weight.
buffer	A reserved area in memory that data is written to and read from during data transfers.
character set	A protocol instructing the printer how to construct a set of printable characters, including symbols, punctuation, numbers, diacritical markings, and alphabet characters. Each character is assigned a unique address in memory.
character weight	The degree of lightness and thickness of printed text. For example: “ Bold ” refers to a heavy or thick character weight. “Medium,” “normal,” or “book weight” refer to the character weight used in this sentence.
control sequence	A series of bytes that instruct the printer to perform a specific function.
correlation ID (CID)	Identifies a specific command/data transmission from the host. This two-byte value is used to match any exceptions (errors or conditions specified in an Acknowledge Reply) with the IPDS command.
cpi	<i>Abbrev. for</i> characters per inch. A measurement of monospaced fonts indicating the horizontal character density. For example, 10 cpi means 10 characters can be printed in one horizontal inch.

default	A value, parameter, attribute, or option assigned by a program or system if another is not specified by the user.
deferred printing	The printer prints page by page: It gathers all of the page descriptor commands and data blocks for each page and then prints the page.
diagnostic	Pertains to the detection and isolation of printer malfunctions or mistakes.
emulation	Refers to the ability of a printer to execute the commands of another printer language (protocol).
environment	The parameters that affect how data will display on a page, such as the dimensions, orientation, and location of the logical page on the physical page. An overlay has its own environment; a page segment is affected by the environment that is placed into.
expanded	A font enhancement referring to larger-than-normal character width with no change in character height.
exception	A condition in which the printer notifies the host and will sometimes require the host to resend data. An exception can also be in response to an invalid data stream.
family (or type)	A set of all variations and sizes of a type style.
fixed-pitch fonts	See font.
FOCA	<i>Abbrev for</i> Font Object Content Architecture. A collection of methods and rules for describing fonts.
font	Referred to as a resource that is stored in memory. The complete set of a given size of type, including characters, symbols, figures, punctuation marks, ligatures, signs, and accents. To fully describe a font, you must specify seven characteristics: <ol style="list-style-type: none"> 1) typeface 2) spacing (proportional or monospaced) 3) type size (12 point, 14 point, etc.) 4) scale factor (character height/width ratio) 5) type style 6) character weight 7) character proportion (normal, condensed, expanded).
GOCA	<i>Abbrev for</i> Graphic Object Content Architecture. A collection of methods and rules for describing graphic data.
graphics	Lines, arcs, etc. used to draw a picture. Differs from an image.
graphics block	Rectangular space that has a specified size, position, and orientation on a logical page. It is the area where the graphics presentation space (or the graphics presentation space window) is mapped to.
graphics presentation space	Rectangular, conceptual space where graphics are generated.

graphics presentation space window	You can specify a part of the presentation space to be mapped to the graphics block. This portion is called the graphics presentation space window. Specifying a window is synonymous to cropping or trimming.
home state	The initial state of the printer before it begins downloading overlays, page segments, and/or fonts. After the printer prints the page, the printer returns to the home state.
host assigned ID	The host assigns an ID to every resource (page segment, overlay, or font). These IDs are used for loading and calling.
host computer	The computer that stores, processes, and sends data to be printed, and which communicates directly with the printer. The term "host" indicates the controlling computer, since modern printers are themselves microprocessor-controlled computer systems.
image	An illustration or picture. Differs from graphics.
image block	Rectangular space that has a specified size, position, and orientation on a logical page. The image block contains the image. It is the area where the image presentation space is mapped to.
image presentation space	Rectangular, conceptual space where an image is generated. It is mapped to the image block. Once mapped, the image is ready to be printed.
initialization	A series of processes and self-tests to set power-up default conditions and parameters.
interface	The hardware components used to link two devices by common physical interconnection, signal, and functional characteristics.
invoke	To put into effect or operation.
IPDS	Intelligent Printer Data Stream. Allows sophisticated printing, such as merging text and graphics.
lpi	<i>Abbrev. for</i> lines per inch. A measurement indicating the vertical spacing between successive lines of text. For example, 8 lpi means 8 lines of text for every vertical inch.
logical page	A rectangular area on a physical page. The logical page has a specified size, orientation, location, and offset. The logical page is the area where bar code blocks, image blocks, graphics blocks, and text is printed. Printing occurs in the area common to the physical page and the logical page.
logical link	The parameters that specify data transfer, control, or communication operations.

no operation	This command causes the printer not to process anything, but instead, to proceed to the next command sequence.
object	Another term for a font, graphics, image, text, or a combination of these.
offset	An offset is a measurement indicating displacement. For example, you can specify the logical page to rest in the lower left hand corner of the physical page.
ordered printing	The printer behaves like a line printer: It begins printing as soon as you send the data.
orientation	The degrees of rotation of a presentation space or a data block.
overlay	This is usually a form. It can contain text, graphics, an image, and bar code data. You can also merge a page segment into an overlay. The overlay can encompass the entire logical page or a portion of it. The overlay has its own environment, unlike a page segment.
overlay ID	The host assigns an ID to every overlay so that it can be identified for particular commands, such as Begin Overlay, Delete Overlay, Include Overlay, etc.
overlay state	This state permits overlay data to be downloaded and produced.
page	See logical page <i>and</i> physical page.
page segment	Contains a font, image, text, or graphics and is merged onto a logical page. A page segment has an ID and can be stored for future use. It does not have its own environment; instead, it uses the environment that it is merged into. You can load a page segment into an overlay.
page segment state	This state allows page data to be loaded and produced.
parity (check)	Parity checking is the addition of non-data bits to data, resulting in the number of 1 bits being either always even or always odd. Parity is used to detect transmission errors. Parity represents the value in the check digit of the received or transmitted data.
physical page	The medium that the printer prints data on.
pixel	Derived from picture element. The smallest displayable picture element on a video monitor or printable unit. In printing, a pixel is a dot.
point	A unit of length in printing and typography, used to specify type sizes, heights of font characters, etc. There are 72 points in a vertical inch; thus, one point equals 1/72 inch, or approximately 0.0138 inch. Some examples of point sizes are: This is 8 point type. This manual is printed in 10 point type. This is 14 point type.

port	A channel used for receiving data from or transmitting data to one or more external devices.
presentation space	A space where data can be generated before it is mapped onto the logical page. The presentation space uses an X-axis and Y-axis to specify addresses.
protocol	A set of rules or conventions governing the exchange of information between computer systems. For computer printers, a protocol is the coding convention used to convey and print data. A printer protocol includes character codes, printer function codes, and machine-to-machine communication codes.
RAM	<i>Acronym for random-access memory.</i> Also called “main memory” or “working memory.” RAM is the active memory of a printer, into which programs are loaded. This memory can be read from or written to at any time—hence the term “random-access.” RAM is also termed “volatile” because whatever is in RAM is lost when power is turned off or interrupted.
read	To retrieve data from memory (RAM, NVRAM) or mass storage (hard disk, floppy diskette, etc.).
reset	To turn off, deactivate, disable, or return to a previously determined state.
resolution	A measure expressing the number of units in a given range used to create an image. In printing, this is expressed as the number of dots per inch (dpi) horizontally and vertically.
ROM	<i>Acronym for read-only memory.</i> Programs, instructions, and routines permanently stored in the printer. ROM is not lost when power is turned off and cannot be written to, hence the term “read-only.” ROM-resident fonts are fonts permanently stored in a printer and available at any time.
set	To turn on, activate, invoke, or enable.
string	Two or more bytes of data or code treated as a unit.
twinax	Twinaxial. A type of cable with two wires surrounded by insulation and a braided shield.
type style	Refers to either the upright or italic character style in a specific font family. Roman is upright, <i>italic is slanted.</i>
typeface	A descriptive name or brand name that identifies a particular design of type. Also called type family.
weight	<i>See character weight.</i>
write	To place data in memory (RAM, NVRAM).

Index

A

Any state, IPDS, 11

B

Bar Code Command Set, 19
 Write Bar Code Control (WBCC), 19
Bar Code command set, 9
Bar Code, Data Towers, 10
Bar Codes, 18
Begin Overlay (BO), 21
Begin Page (BP), 22
Begin Page Segment (BPS), 20
Block states, 10
Byte Count, 12

C

Center and trim mapping, graphics, 17
Command sets
 Bar Code, 9
 Device Control, 9
 Graphics, 9
 IM Image, 9
 IO Image, 9
 Overlay, 9
 Page Segment, 9
 Text, 9
Command Syntax, 12
 Byte Count, 12
 Correlation ID (CID), 12
 D6XX, 12
 Data, 12
 Flag, 12
Compatible system attachments, 8

Contact information, 81
Correlation ID (CID), 12
Customer Support Center, 81

D

D6XX, 12
Data, 12
Data Check, Exceptions, 34
Data Towers, 10
 Bar Code, 10
 Graphics, 10
 IM Image, 10
 IO Image, 10
 Text, 10
Delete Overlay (DO), 21
Delete Page Segment (DPS), 20
Device Control command set, 9
Device Control Commands, 21
 Begin Page (BP), 22
 End, 22
 End Page (EP), 22
 Execute Order Anystate (XOA), 28
 Execute Order Home State (XOH), 29
 Load Copy Control (LCC), 22
 Load Font Equivalence (LFE), 22
 Load Page Descriptor (LPD), 22
 Load Page Position (LPP), 22
 No Operation (NOP), 23
 Sense Type and Model (STM), 23
 Set Home State (SHS), 28

E

End, 22
End Page (EP), 22
Exception processing and IDs, 34
Exceptions
 Data Check, 34
 rejected commands, 34
 Specification Check, Bar Code, 35
 Specification Check, General, 37
 Specification Check, Graphics Data, 36
Execute Order Anystate (XOA), 28
Execute Order Home State (XOH), 29

F

Flag, 12
Font selection, 15
Fonts, scalable, 15

G

Glossary, 83
Graphic Object Content Architecture (GOCA), 10
Graphics, 17
 center and trim mapping, 17
 position and trim mapping, 17
 scale to fit mapping, 17
Graphics Command Set, 18
 Write Graphics (WG), 18
 Write Graphics Control (WGC), 18
Graphics command set, 9
Graphics, Data Towers, 10

H

Home state, 10

I

IM Image, 10
IM Image Command Set, 16
 Write Image (WI), 17
 Write Image Control (WIC), 16
IM Image command set, 9
Images, IPDS, 16
Include Overlay (IO), 21
Include Page Segment (IPS), 20

IO Image, 10
IO Image command set, 9
IPDS, 8
 data streams, 8
 emulations, 8
 Mode, 8
 printer environment, 8
IPDS Emulation, 9
 Bar Code Command Set, 19
 Bar Codes, 18
 command sets, 9
 Command Syntax, 12
 Data Towers, 10
 Device Control Commands, 21
 Exception processing and IDs, 34
 Graphics, 17
 Graphics Command Set, 18
 IM Image Command Set, 16
 Images, 16
 Overlay Command Set, 21
 Page Segment Command Set, 20
 Processing a page, 11
 Scalable fonts, 15
 States, 10
 Text Commands, 13
 Write Bar Code (WBC), 19
IPDS protocol, 8

L

Load Copy Control (LCC), 22
Load Equivalence (LE), 13
Load Font Equivalence (LFE), 22
Load Page Descriptor (LPD), 22
Load Page Position (LPP), 22

N

No Operation (NOP), 23

O

Overlay Command Set, 21
 Begin Overlay (BO), 21
 Delete Overlay (DO), 21
 Include Overlay (IO), 21

Overlay command set, 9
Overlay state, 10

P

Page Segment Command Set, 20
 Begin Page Segment (BPS), 20
 Delete Page Segment (DPS), 20
 Include Page Segment (IPS), 20
Page Segment command set, 9
Page Segment state, 11
Page state, 10
Page, processing, 11
position and trim mapping, graphics, 17
Presentation Object Content Architecture, 10
Printer environment, 8
Processing a page, 11

R

Reference documents, 7
Rejected commands, Exceptions, 34

S

Scalable fonts, 15
 font selection, 15
 XOA Request Resource List Reply, 15
Scale to fit mapping, graphics, 17
Sense Type and Model (STM), 23
Set Home State (SHS), 28
Specification Check, Bar Code, Exceptions, 35
Specification Check, General, Exceptions, 37
Specification Check, Graphics Data, Exceptions, 36
States, IPDS, 10
 Any state, 11
 Block states, 10
 Home state, 10
 Overlay state, 10
 Page Segment state, 11
 Page state, 10
Supplies Department, 81
System attachments, compatible, 8

T

Text command set, 9
Text Commands, 13
 Load Equivalence (LE) command, 13
 Write Text (WT) command, 13
Text, Data Towers, 10

W

Write Bar Code (WBC), 19
Write Bar Code Control (WBCC), 19
Write Graphics (WG), 18
Write Graphics Control (WGC), 18
Write Image (WI), 17
Write Image Control (WIC), 16
Write Text (WT) command, 13

X

XOA Request Resource List Reply, 15



174530-001E